IP44

ABNRM...

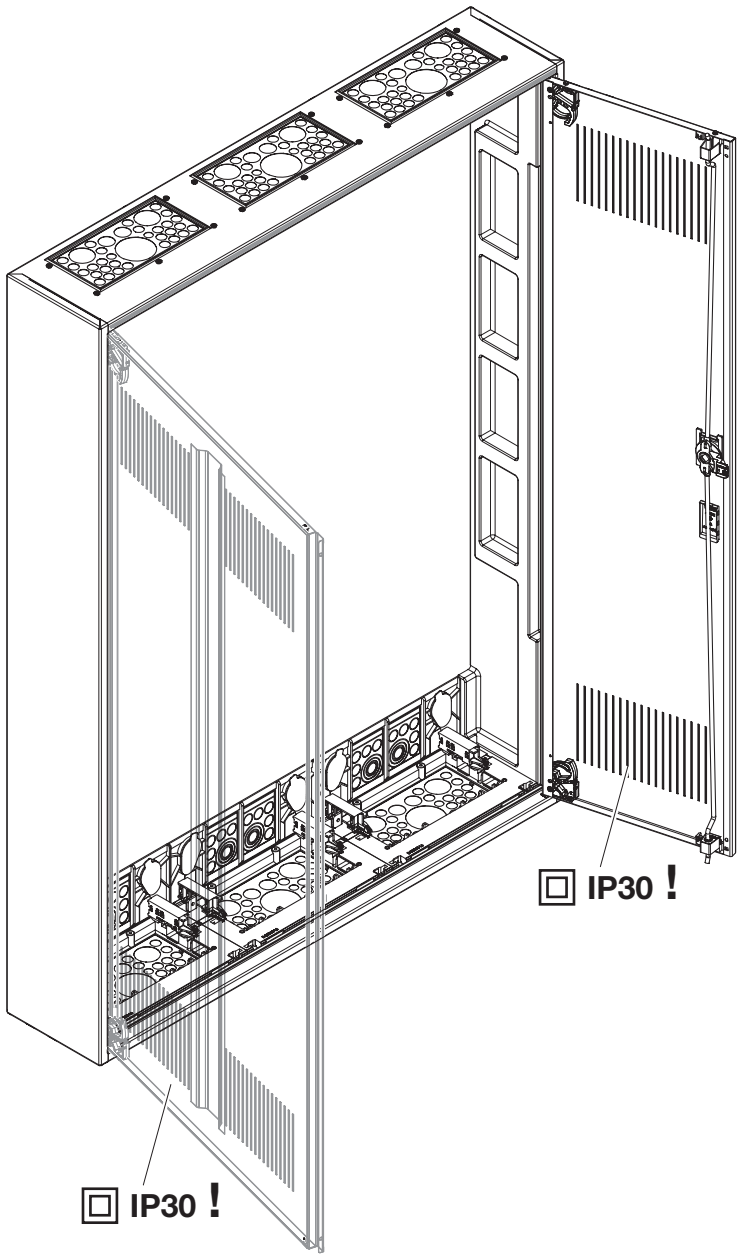

de Dieses Produkt muss gemäß der geltenden Standards und Normen installiert und angeschlossen werden.
DIN EN 61439

en This product must be installed, connected and used in compliance with prevailing standards and/or installation regulations.
DIN EN 61439

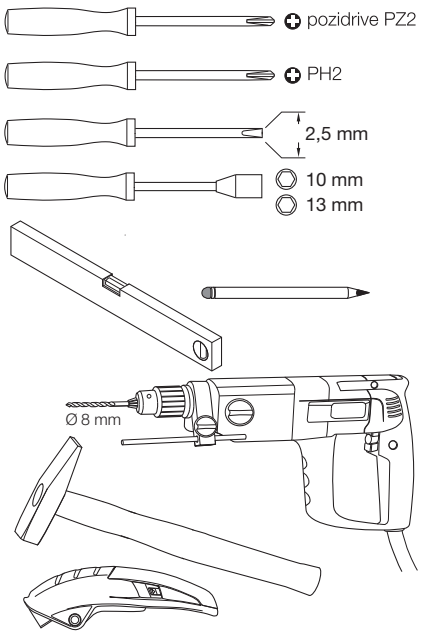

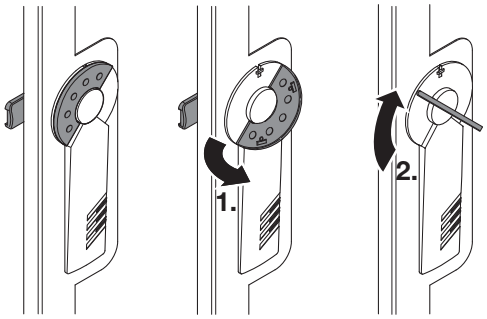

ABN GmbH, Daimlerstraße 10 - 12, D-74196 Neuenstadt,
Fon: +49 (0) 71 39 / 94 - 0, Fax: +49 (0) 71 39 / 94 - 49, E-Mail: de-abn-zentrale@se.com, www.abn-elektro.de

All Rights Reserved

Printed in Germany (12/22) 101003_02

Technische Maße
Technical dimensions

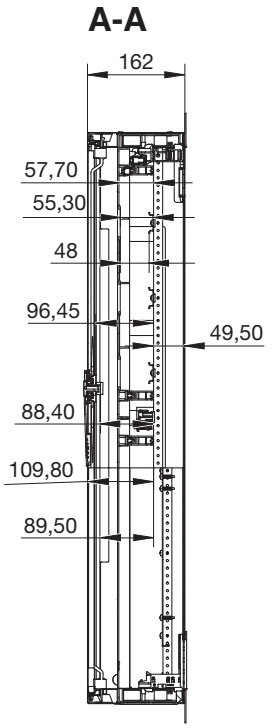

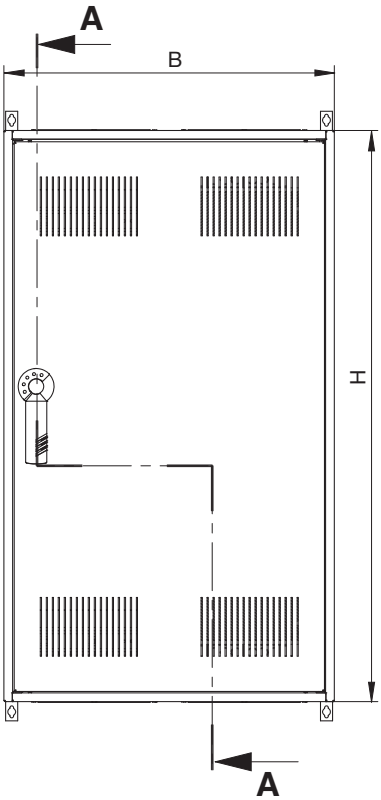

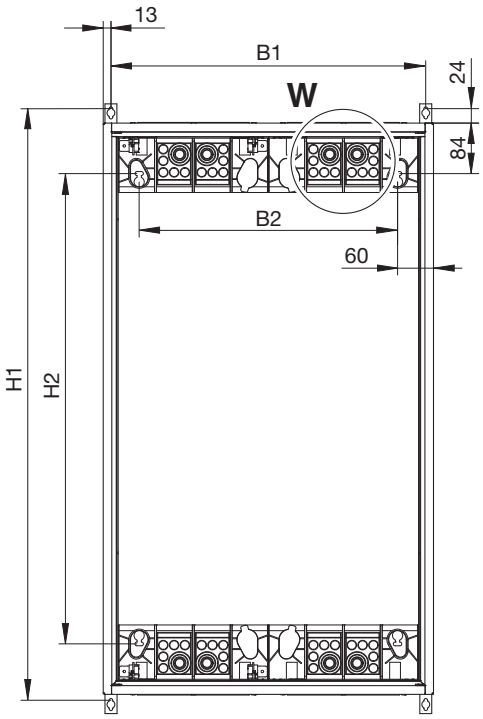

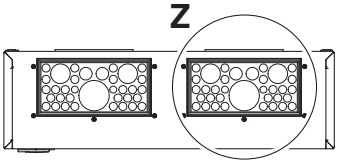

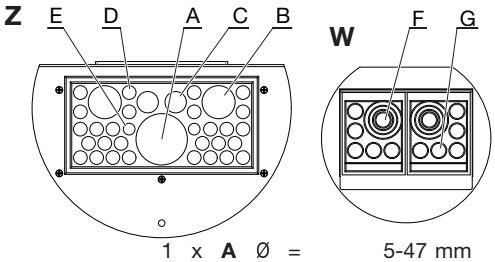

1	x	**A**	Ø	=	5-47 mm
2	x	**B**	Ø	=	5-29 mm
2	x	**C**	Ø	=	5-18 mm
28	x	**D**	Ø	=	5-11 mm
2	x	**E**	Ø	=	5-9 mm
2	x	**F**	Ø	=	16/21/29/38 mm
10	x	**G**	Ø	=	16 mm

TechnischeDaten *tecnical data*	
Schutzklasse *protection class*	⧈
IP-Schutzart Volltüre *IP-class full door* **ABNRM..., ABNRM...K, ABNRM...R**	IP44
IP-Schutzart Lüftungstüre *IP-class ventilation door* **ABNRM...L, ABNRM...M**	IP30
IP-Schutzart Mediatüre *IP-class media door* **ABNRM...L**	IP30

Typ *Type*	Höhe H *height H*	Breite B *widht B*	Höhe H1 *height H1*	Höhe H2 *height H2*	Breite B1 *widht B1*	Breite B2 *widht B2*	Pv W*
ABNRM103...	500		548	332			21
ABNRM104...	650		698	482			26
ABNRM105...	800	300	848	632	274	180	32
ABNRM106...	950		998	782			36
ABNRM107...	1100		1148	932			40
ABNRM203...	500		548	332			35
ABNRM204...	650		698	482			41
ABNRM205...	800	550	848	632	524	430	47
ABNRM206...	950		998	782			55
ABNRM207...	1100		1148	932			61
ABNRM303...	500		548	332			49
ABNRM304...	650		698	482			57
ABNRM305...	800	800	848	632	774	680	67
ABNRM306...	950		998	782			73
ABNRM307...	1100		1148	932			83
ABNRM403...	500		548	332			62
ABNRM404...	650		698	482			70
ABNRM405...	800	1050	848	632	1024	930	84
ABNRM406...	950		998	782			99
ABNRM407...	1100		1148	932			116

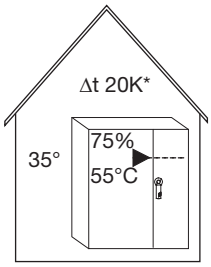

ABN GmbH, Daimlerstraße 10 - 12, D-74196 Neuenstadt,
Fon: +49 (0) 71 39 / 94 - 0, Fax: +49 (0) 71 39 / 94 - 49, E-Mail: de-abn-zentrale@se.com, www.abn-elektro.de
All Rights Reserved
Printed in Germany (12/22) 101003_02

1

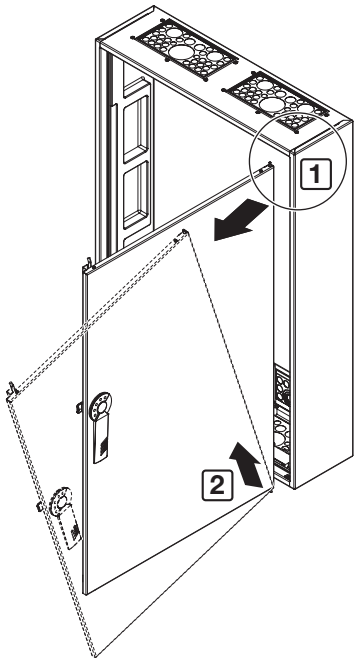

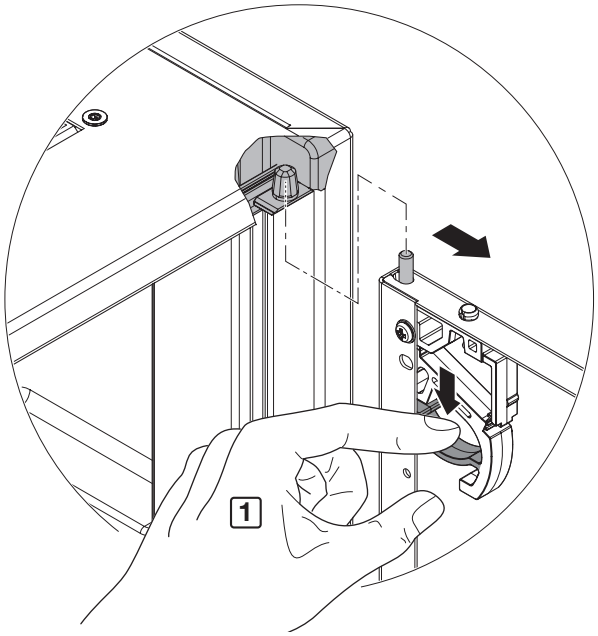

1 A

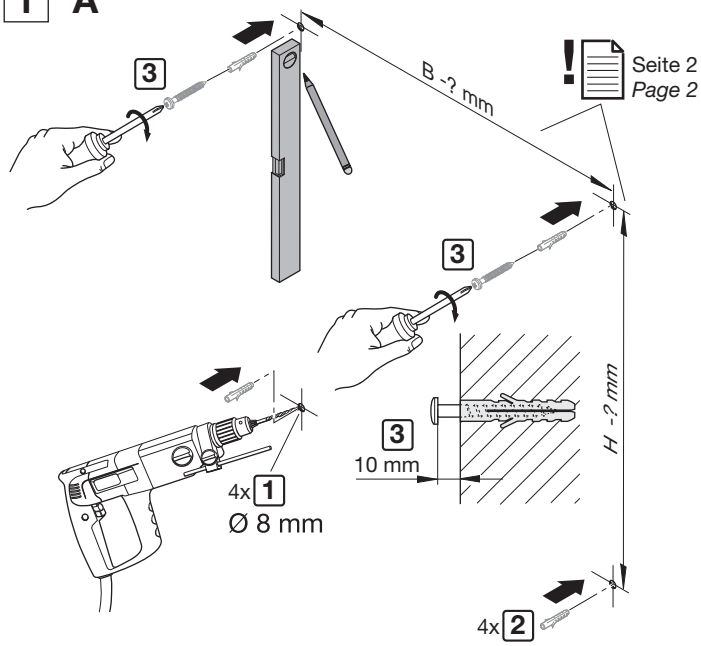

2 A

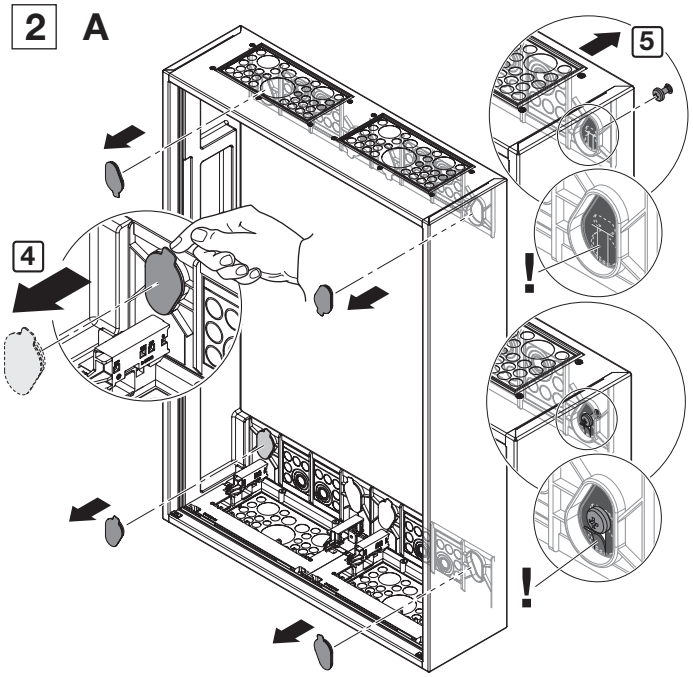

3 A

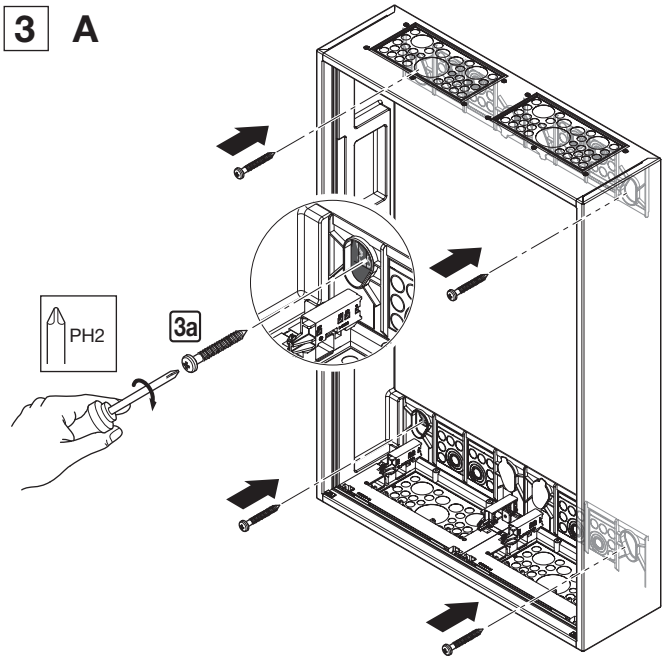

4 A

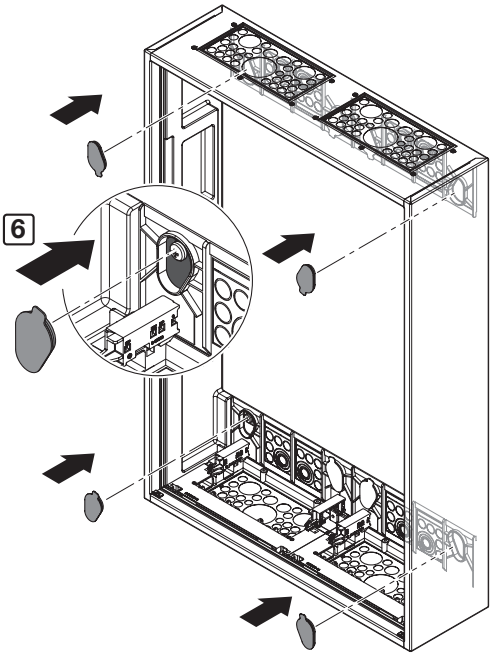

ABN GmbH, Daimlerstraße 10 - 12, D-74196 Neuenstadt,
Fon: +49 (0) 71 39 / 94 - 0, Fax: +49 (0) 71 39 / 94 - 49, E-Mail: de-abn-zentrale@se.com, www.abn-elektro.de

All Rights Reserved
Printed in Germany (12/22) 101003_02

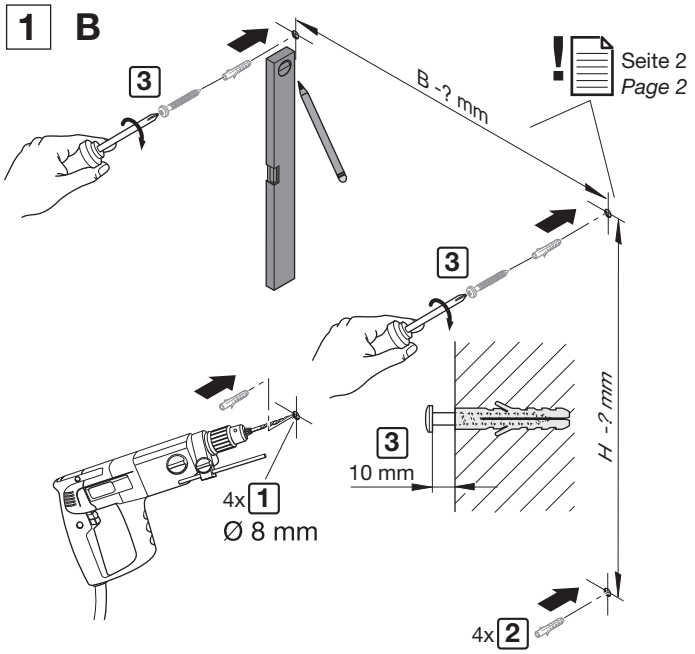

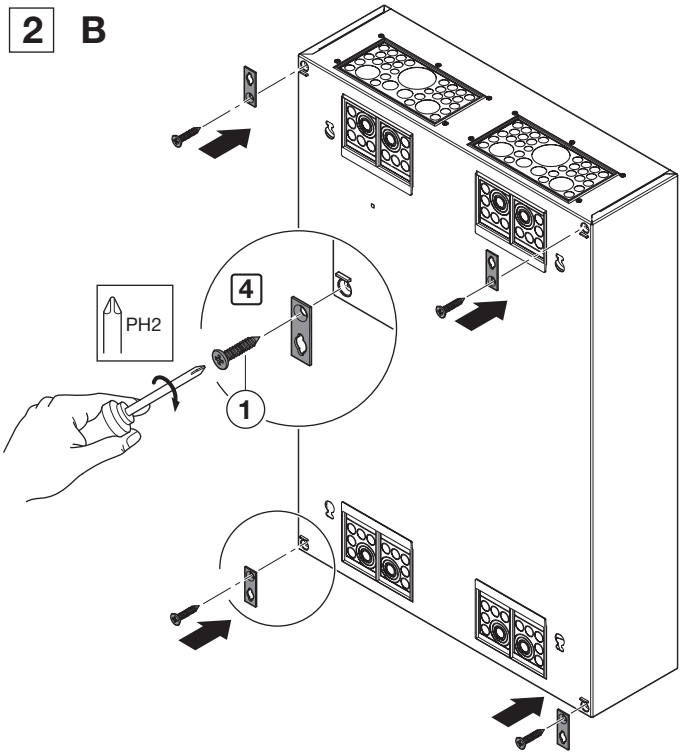

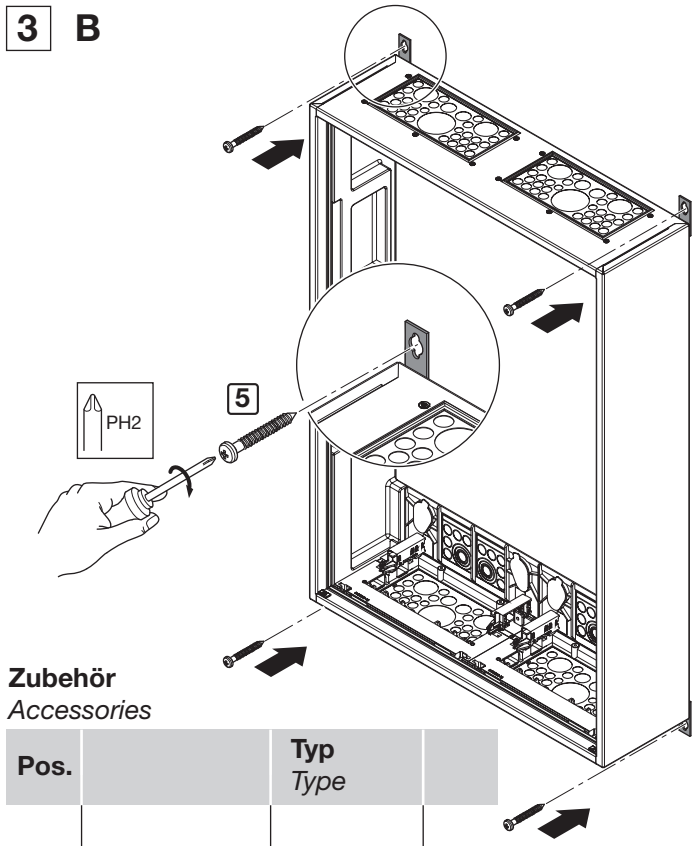

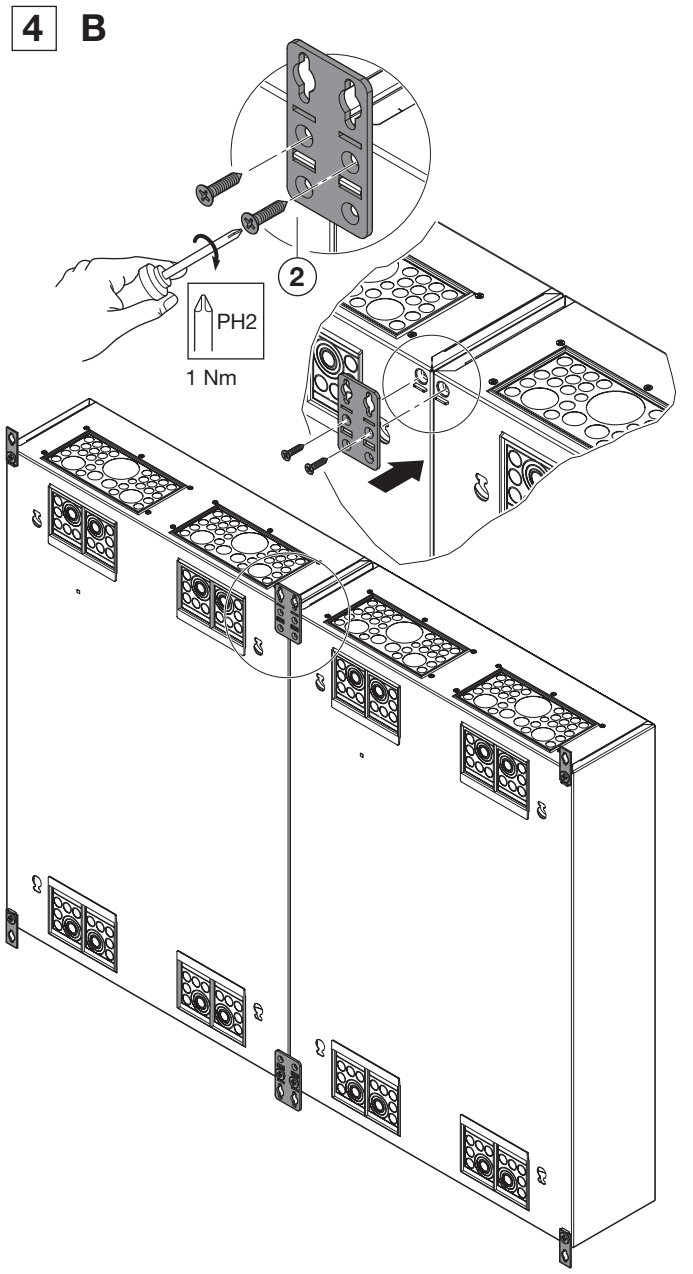

Zubehör
Accessories

Pos.		Typ *Type*	
1	4,8x22	**GLA2**	1x
2	4,8x22 M6x16 M6x25 M6 M6	**GVS10**	1x

4/12

ABN GmbH, Daimlerstraße 10 - 12, D-74196 Neuenstadt,
Fon: +49 (0) 71 39 / 94 - 0, Fax: +49 (0) 71 39 / 94 - 49, E-Mail: de-abn-zentrale@se.com, www.abn-elektro.de
All Rights Reserved
Printed in Germany (12/22) 101003_02

Wandausschnitt
Wall cut-out

Länge *lenght*	Breite *widht*	Tiefe *depth*
H + 20 mm	B + 20 mm	120 - 160 mm

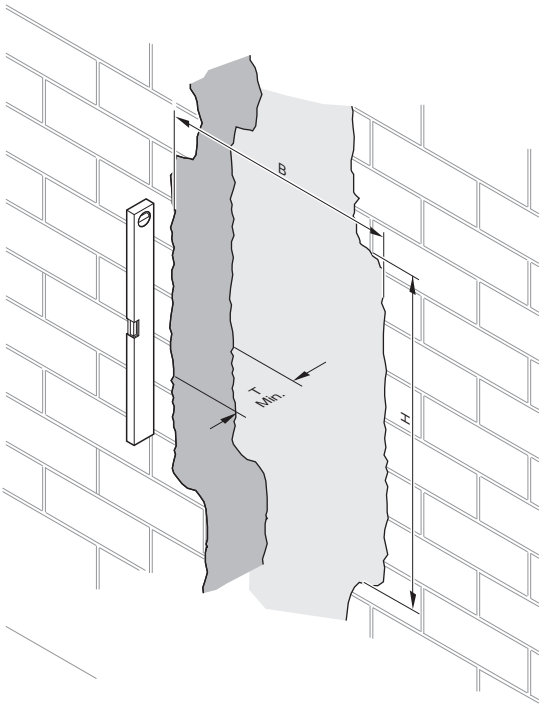

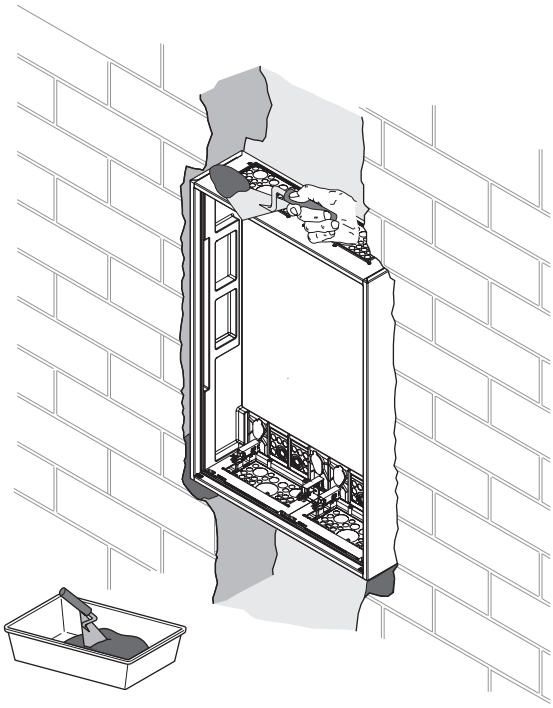

Hohlwandinstallation
Hollow wall installation

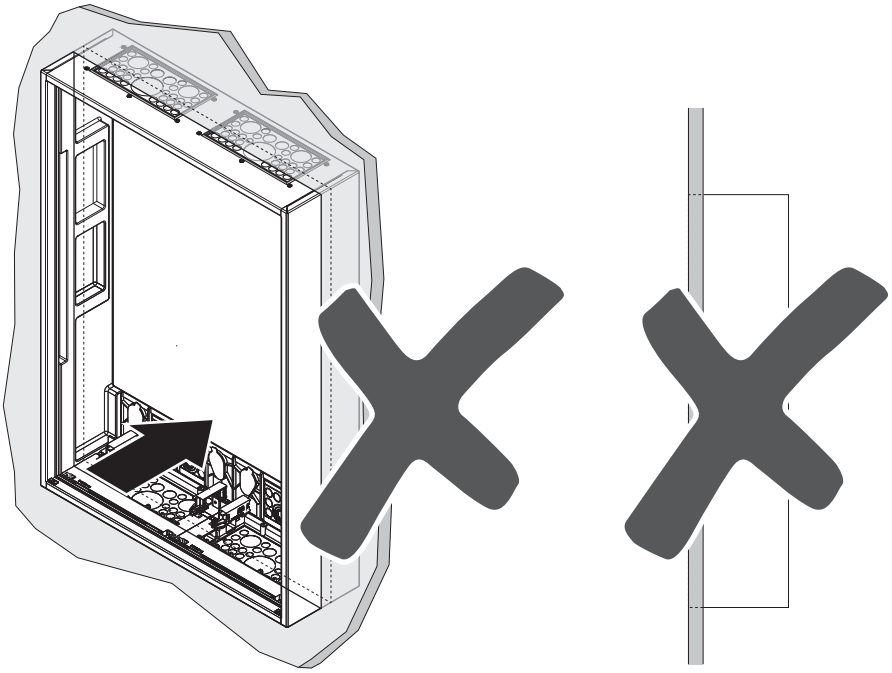

ABN GmbH, Daimlerstraße 10 - 12, D-74196 Neuenstadt,
Fon: +49 (0) 71 39 / 94 - 0, Fax: +49 (0) 71 39 / 94 - 49, E-Mail: de-abn-zentrale@se.com, www.abn-elektro.de

All Rights Reserved
Printed in Germany (12/22) 101003_02

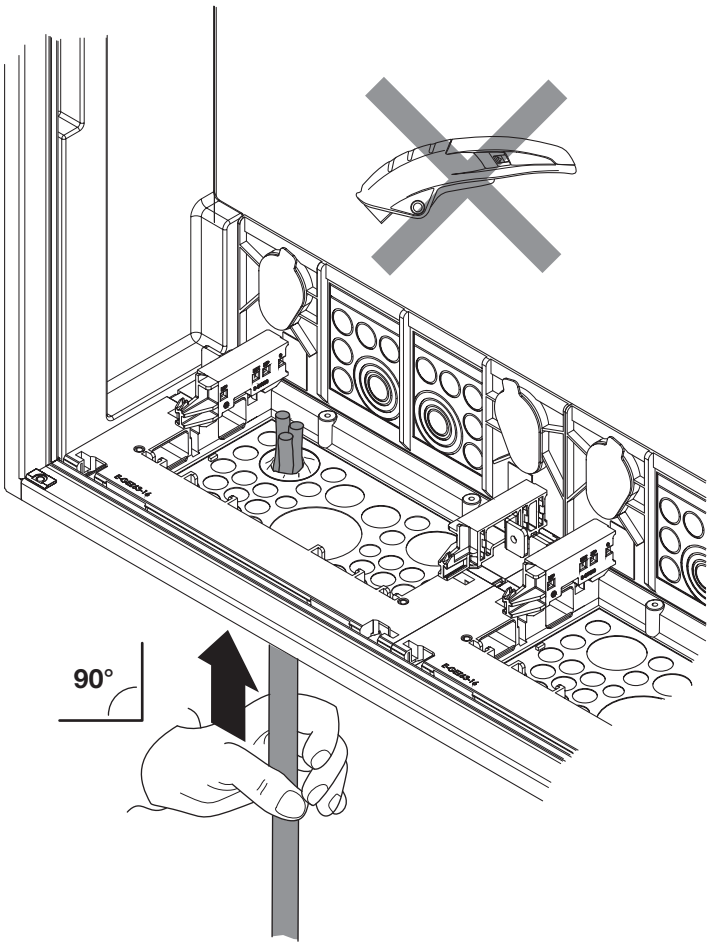

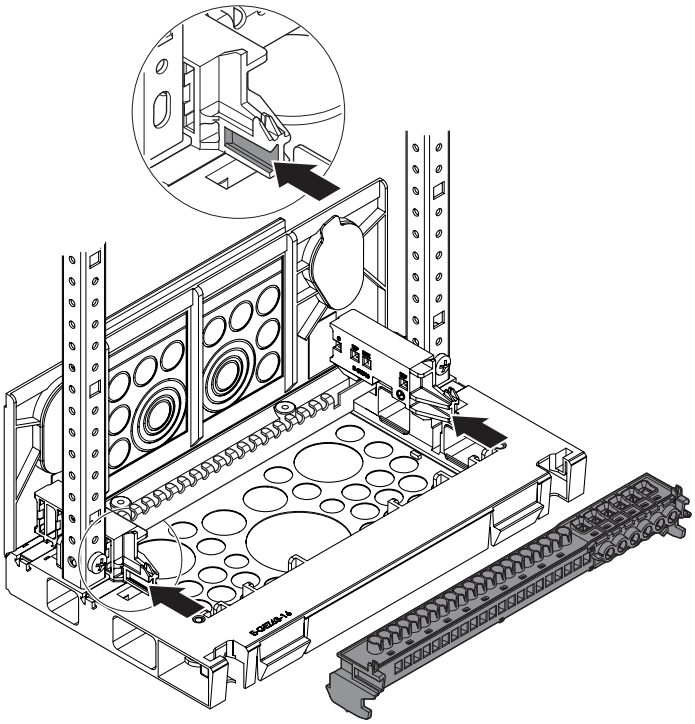

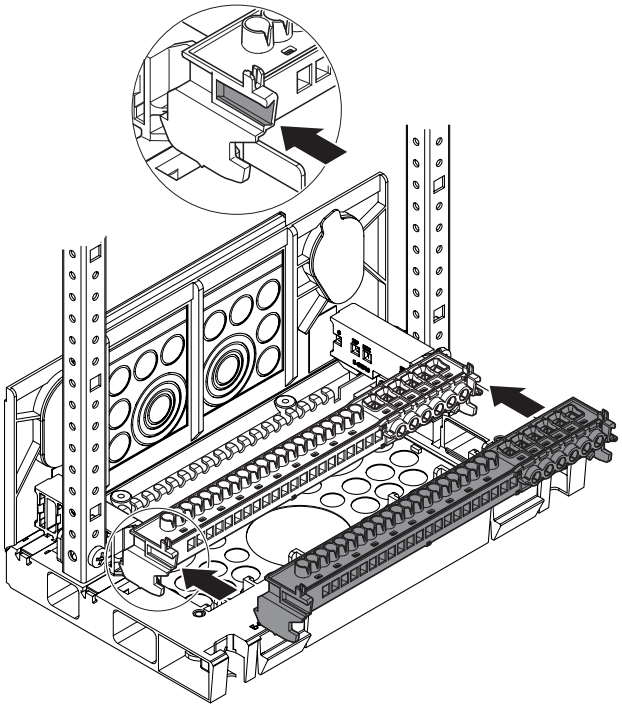

ABN GmbH, Daimlerstraße 10 - 12, D-74196 Neuenstadt,
Fon: +49 (0) 71 39 / 94 - 0, Fax: +49 (0) 71 39 / 94 - 49, E-Mail: de-abn-zentrale@se.com, www.abn-elektro.de

All Rights Reserved
Printed in Germany (12/22) 101003_02

Zubehör
Accessories

Pos.		Typ *Type*	
1A	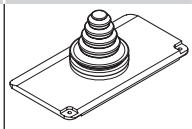	**GKT25**	1x
1B	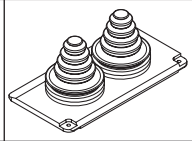	**GKT26**	1x
1C	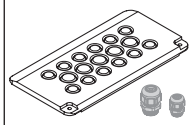	**GLP2-1** 5xM20+12xM16	1x
1D	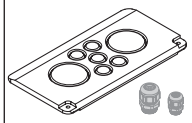	**GLP2-2** 2xM50+5xM20	1x
1E	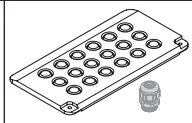	**GLP2-3** 18xM16	1x
1F	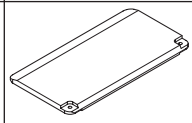	**GLP5**	1x
2		4,2x16	2x

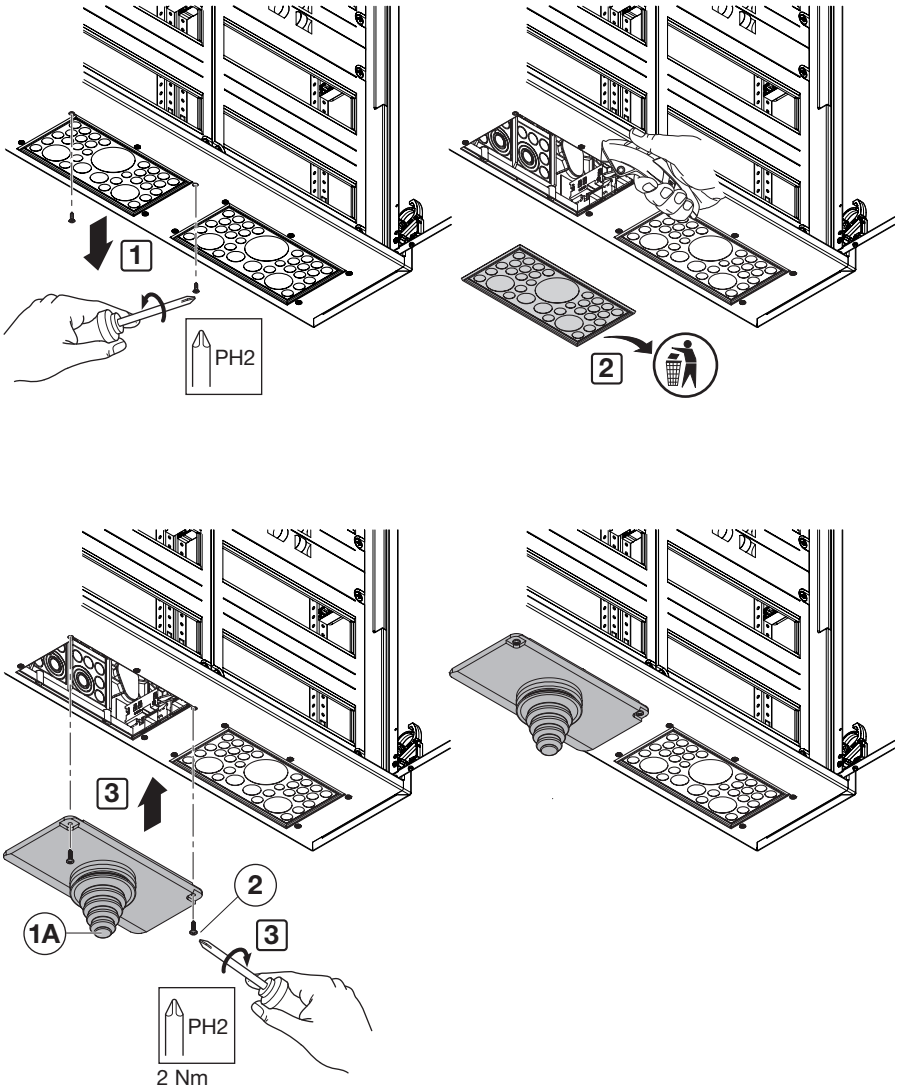

Zubehör
Accessories

Pos.		Typ *Type*	
1A	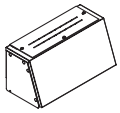	**GRK1**	1x
1B	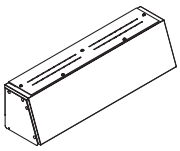	**GRK2**	1x
1C	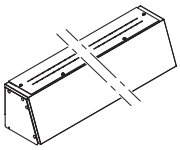	**GRK3**	1x
1D	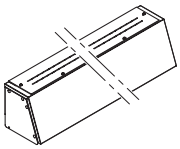	**GRK4**	1x

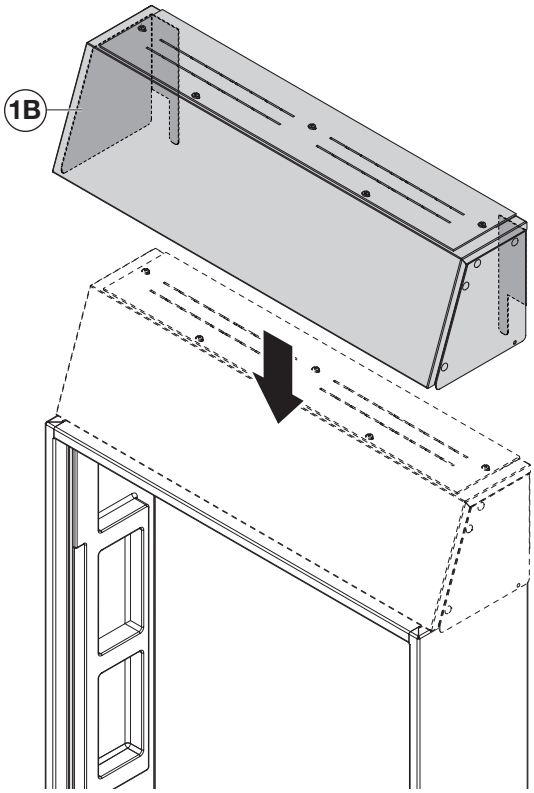

ABN GmbH, Daimlerstraße 10 - 12, D-74196 Neuenstadt,
Fon: +49 (0) 71 39 / 94 - 0, Fax: +49 (0) 71 39 / 94 - 49, E-Mail: de-abn-zentrale@se.com, www.abn-elektro.de
All Rights Reserved
Printed in Germany (12/22) 101003_02

1

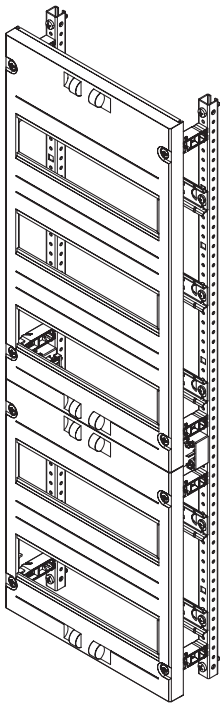

2

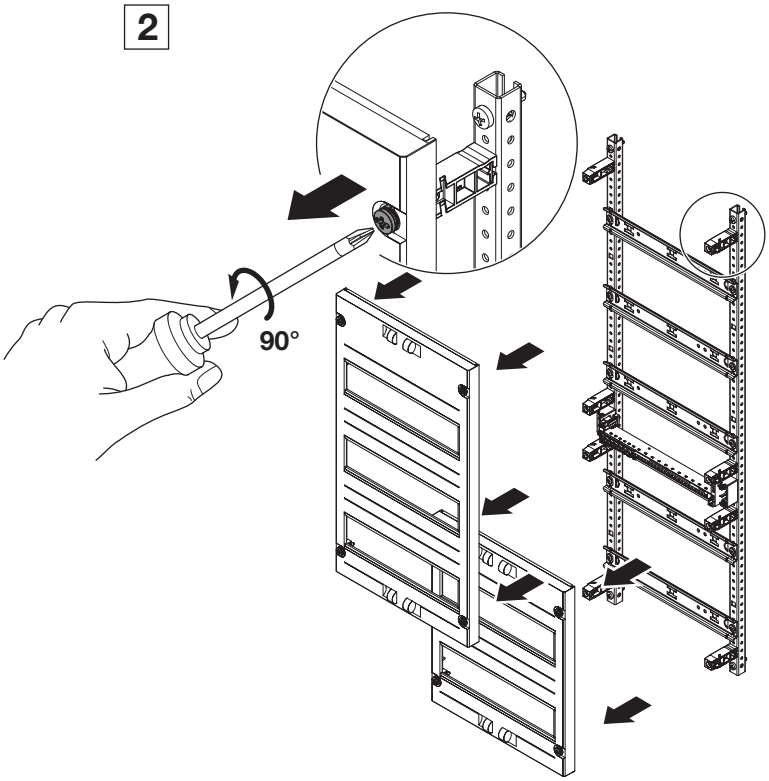

3

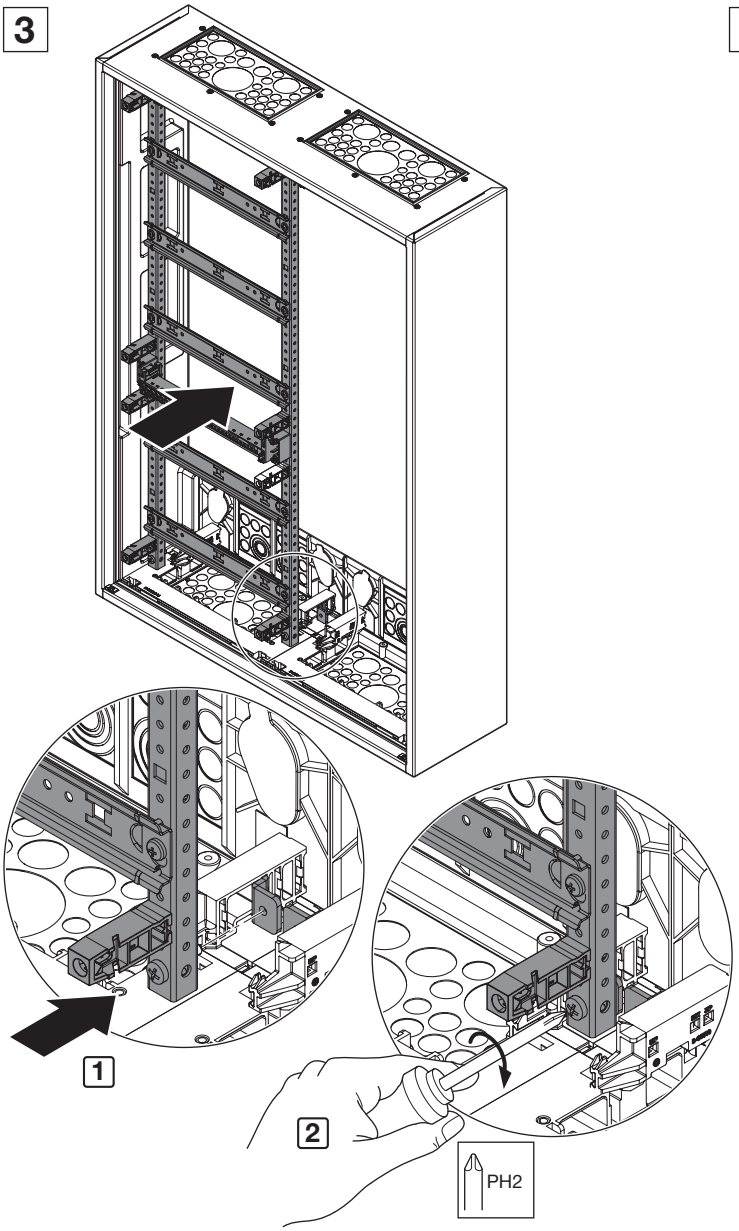

4

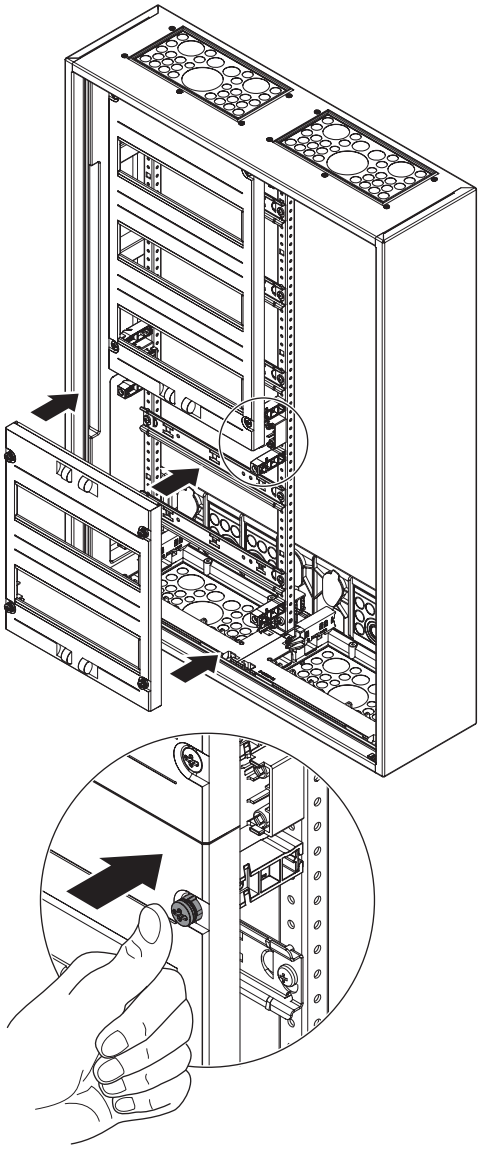

8/12

ABN GmbH, Daimlerstraße 10 - 12, D-74196 Neuenstadt,
Fon: +49 (0) 71 39 / 94 - 0, Fax: +49 (0) 71 39 / 94 - 49, E-Mail: de-abn-zentrale@se.com, www.abn-elektro.de

All Rights Reserved
Printed in Germany (12/22) 101003_02

1

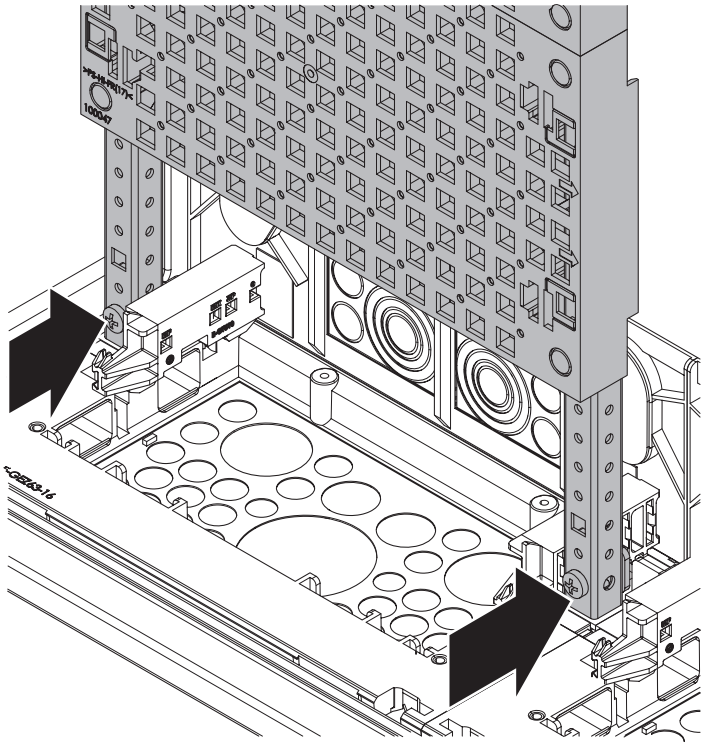

2

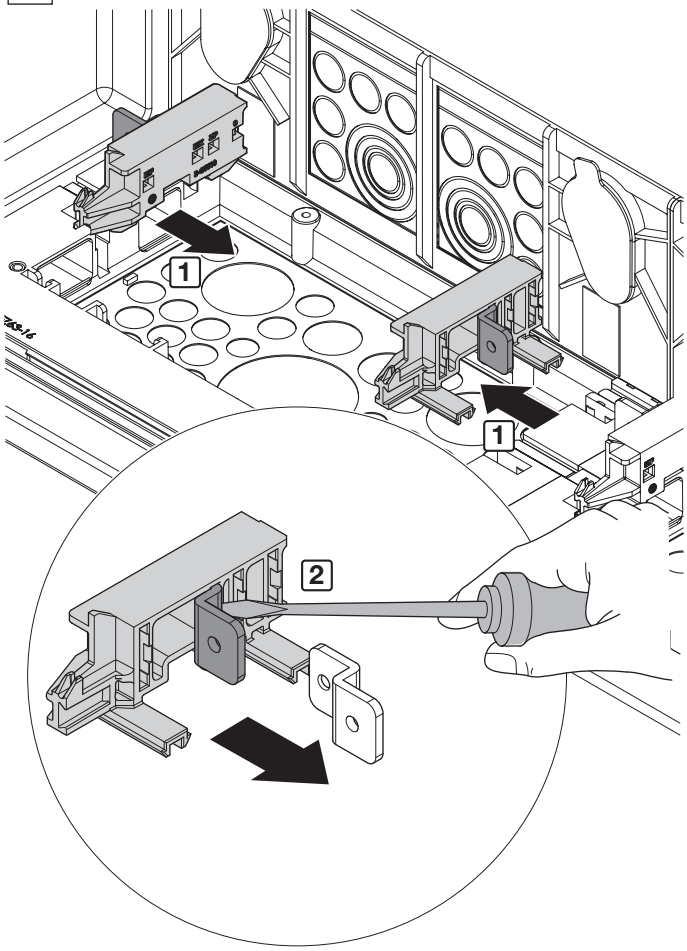

3

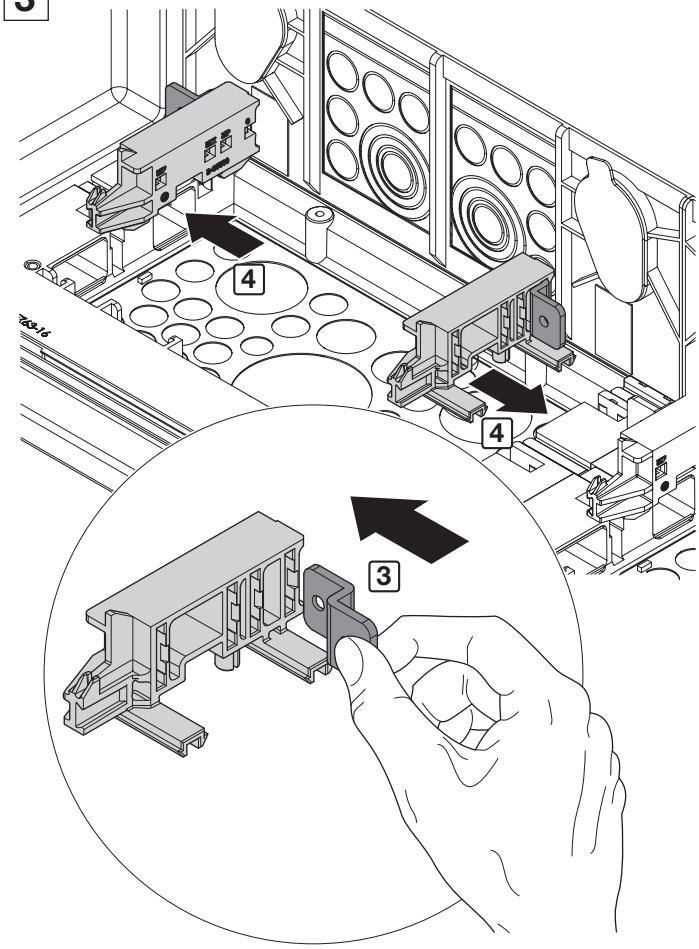

4

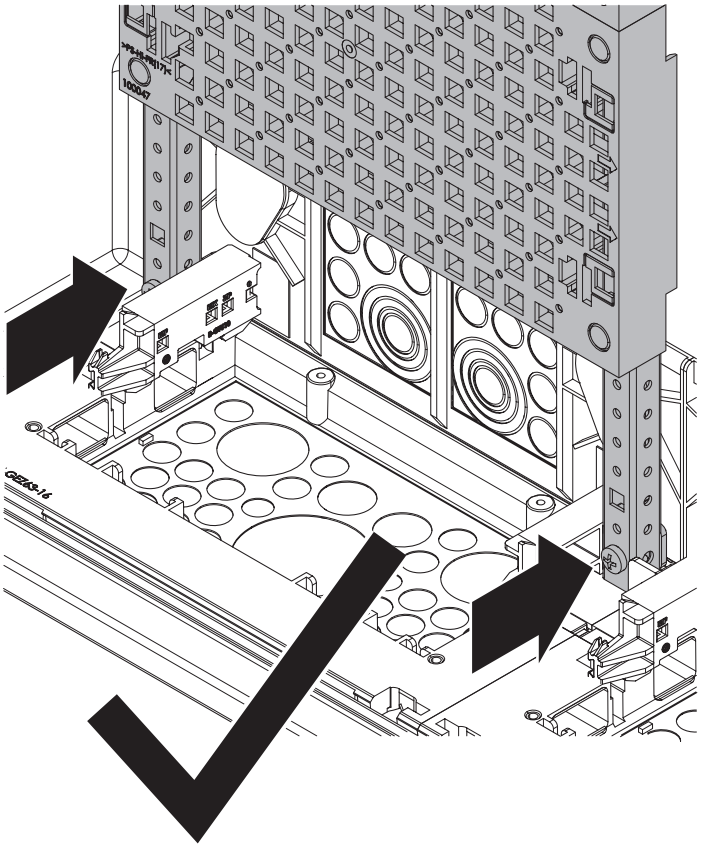

9/12

ABN GmbH, Daimlerstraße 10 - 12, D-74196 Neuenstadt,
Fon: +49 (0) 71 39 / 94 - 0, Fax: +49 (0) 71 39 / 94 - 49, E-Mail: de-abn-zentrale@se.com, www.abn-elektro.de

All Rights Reserved
Printed in Germany (12/22) 101003_02

Zubehör LexCom
Accessories LexCom

	Typ *Type*
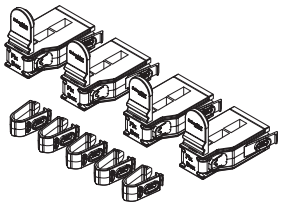	**BPVX003**
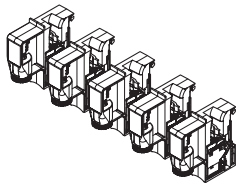	**BPVX004**
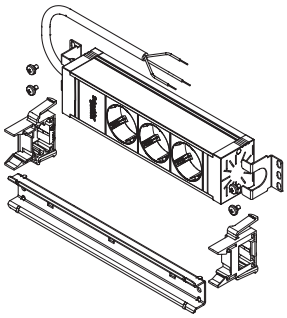	**XSD3D**
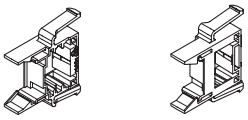	**FGA77N**
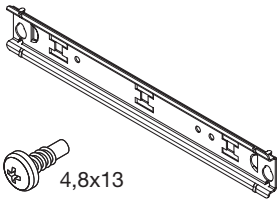	**FC1FN**
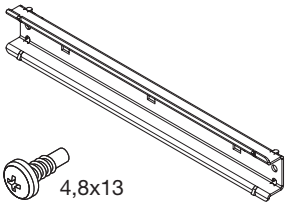	**FC1N**
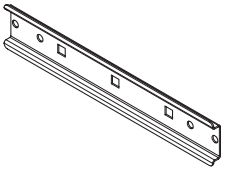	**PC09N**
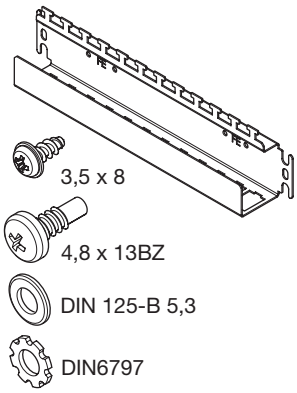	**HC1MT12L**

10/12

ABN GmbH, Daimlerstraße 10 - 12, D-74196 Neuenstadt,
Fon: +49 (0) 71 39 / 94 - 0, Fax: +49 (0) 71 39 / 94 - 49, E-Mail: de-abn-zentrale@se.com, www.abn-elektro.de
All Rights Reserved
Printed in Germany (12/22) 101003_02

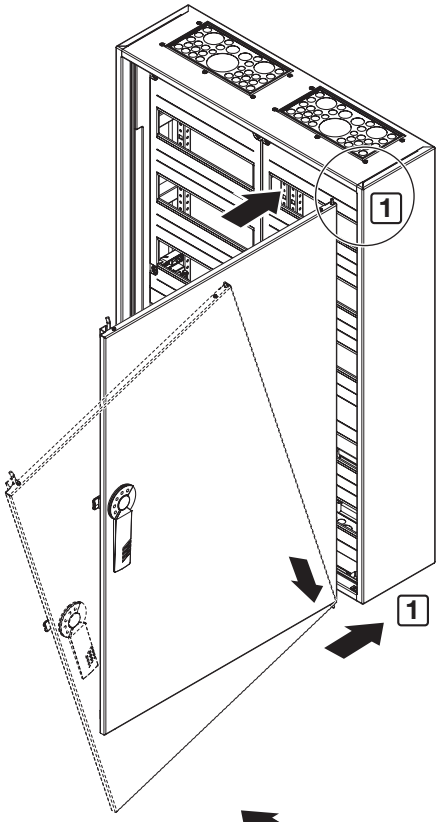

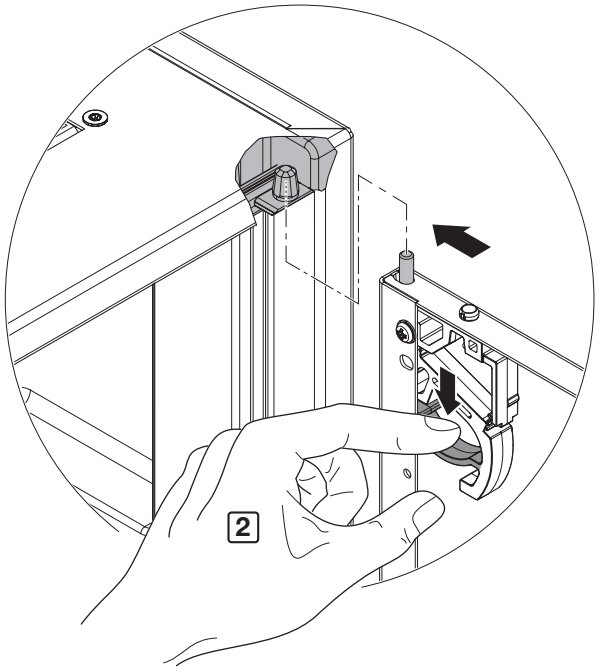

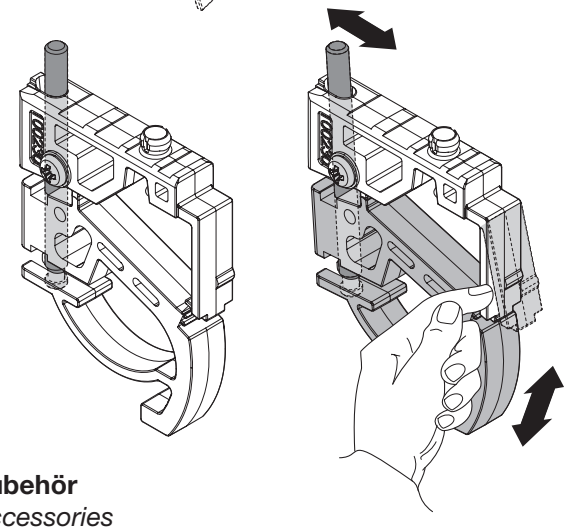

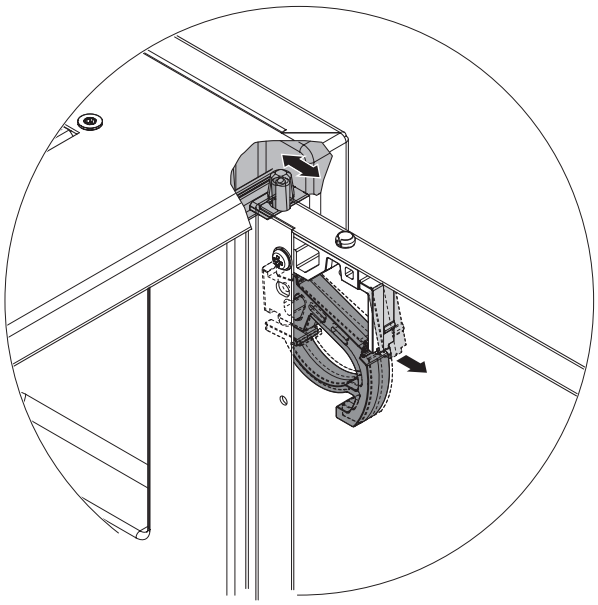

Zubehör
Accessories

Pos.		Typ *Type*	
1		**GPT4**	1x
2	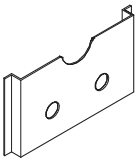	**FBS5**	1x
3	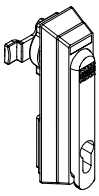	**ABNRY10120**	1x
4	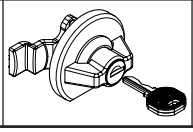	**ABNRY03111**	1x

11/12

ABN GmbH, Daimlerstraße 10 - 12, D-74196 Neuenstadt,
Fon: +49 (0) 71 39 / 94 - 0, Fax: +49 (0) 71 39 / 94 - 49, E-Mail: de-abn-zentrale@se.com, www.abn-elektro.de
All Rights Reserved
Printed in Germany (12/22) 101003_02

Sehr geehrter ABN-Kunde und Errichter der Anlage,

es ist generell eine Durchsicht nach dem Transport erforderlich.

H I N W E I S :
nach Errichten und vor Inbetriebnahme sind grundsätzlich alle elektrischen Verbindungen, sowie alle Schraub- und Klemmverbindungen an Stromschienen und Schaltgeräten auf Lockerung, korrekten Anschluss und Unversehrtheit zu überprüfen.

Bitte beachten Sie die gültige Normen, Richtlinien (VdS) und Unfallverhütungsvorschriften (DGUV).

Im Speziellen:

- DIN VDE 0100-600 Prüfungen vor Inbetriebnahme
- DIN VDE 0105-100 Kapitel 5.3 ff - Erhalten des ordnungsgemäßen Zustands
- DIN 43673 Teil 1 Anzugsdrehmoment
- DIN EN 61439-1 ff Niederspannungs-Schaltgerätekombinationen
- VDE-AR-N 4101 Anforderungen an Zählerplätze in elektrischen Anlagen im Niederspannungsnetz
- VDE 0100-443 Anforderungen SPD - Überspannungsschutz im Vorzählerbereich

Es gelten immer die aktuellsten gültige Fassungen der jeweiligen Norm.
Um aktuell zu bleiben nutzen Sie das VDE-Abonnement. Kontakt: www.vde-verlag.de

Bitte führen Sie Ihre Inbetriebnahme-Prüfung durch, prüfen Typenschild und Dokumentation.

Für die einwandfreie Funktion und endanwendungsgerechte Ausfuhrung gegenuber dem Netzbetreiber und Anschlussnehmer sind Sie alleine verantwortlich.

Gerne unterstützen wir Sie dabei, nutzen Sie die Informationen auf unserem Internetauftritt: www.abn-elektro.de
Notwendiges Zubehör finden Sie im neuen Katalog oder fragen Ihren Ansprechpartner im EGH oder beim ABN-Aussendienst nach. Unsere Montageanleitungen stehen Ihnen als PDF-Download unter:
www.abn-elektro.de/Service/Monatageanleitungen zur Verfugung.

Wir danken fur Ihren Kauf und wunschen viel Erfolg mit Produkten von ABN GmbH
Ihre ABN GmbH

Technischen Support erhalten Sie unter: Tel.: +49 (0) 71 39 94 88 4; E-Mail: de-abn-technisch@se.com

Dear ABN customer and installer of the system,

it is generally necessary to carry out an inspection after transport.

N O T E :
After installation and before commissioning, all electrical connections, as well as all screwed and clamped connections on busbars and switchgear, must be checked for connections on busbars and switchgear must be checked for looseness, correct connection and integrity.

Please observe the applicable standards, guidelines (VdS) and accident prevention regulations (DGUV).

In particular:

- *DIN VDE 0100-600 Tests before commissioning*
- *DIN VDE 0105-100 Chapter 5.3 ff - Maintaining proper condition*
- *DIN 43673 Teil 1 Tightening torque*
- *DIN EN 61439-1 ff Low-voltage switchgear and controlgear assemblies*
- *VDE-AR-N 4101 Requirements for metering stations in electrical installations in the low-voltage network*
- *VDE 0100-443 Requirements SPD - Overvoltage protection in the pre-metering area*

The latest valid versions of the respective standards always apply.
To stay up to date please use the VDE subscription. Contact: www.vde-verlag.de

Please carry out your commissioning test, check nameplate and documentation.

You alone are responsible for the proper function and end-use design vis-à-vis the network operator and the connection user.

We will be pleased to support you in this, please use the information on our website: www.abn-elektro.de.
You will find necessary accessories in the new catalog or ask your contact person at EGH or the ABN field service.
Our assembly instructions are available as a PDF download at:
www.abn-elektro.de/Service/Monatageanleitungen.

We thank you for your purchase and wish you much success with products from ABN GmbH.
Your ABN GmbH

For technical support please call: Fon: 0 71 39 94 88 4; E-Mail: de-abn-technisch@se.com

ABN GmbH, Daimlerstraße 10 - 12, D-74196 Neuenstadt,
Fon: +49 (0) 71 39 / 94 - 0, Fax: +49 (0) 71 39 / 94 - 49, E-Mail: de-abn-zentrale@se.com, www.abn-elektro.de
All Rights Reserved
Printed in Germany (12/22) 101003_02