



## ICY BOX IB-EW205B-T

Electric height adjustable sit / stand desk frame with digital memory touch panel

### Key features

- Programmable digital memory touch controller for
  - Up and down movement
  - Three programmable height settings
  - Timer for sit/stand reminder
- Collision avoidance system to protect against accidents and injuries
- Two motors for loads up to 125 kg with overload protection
- Electrical height adjustment from 62 cm to 128 cm
- Height-adjustable feet with rubber protection to compensate for unevenness
- Ideal for office and home office
- For ergonomic work
- Cable management tray against cable tangle: for a tidy and structured workplace
- Switching power supply for low power consumption and optimum efficiency

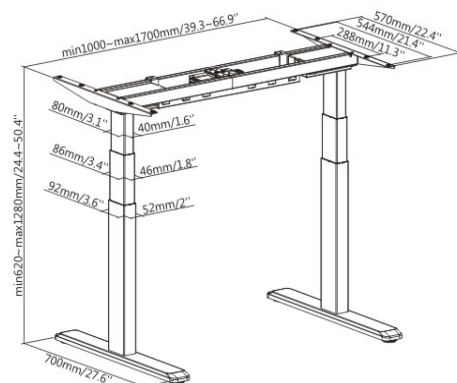


### Packing content

IB-EW205B-T, accessory kit (table top not included)

### Technical data

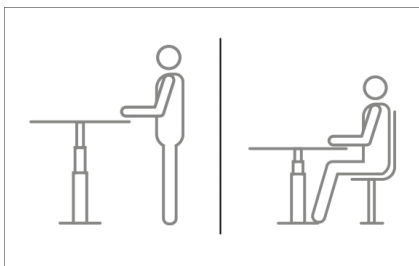
<b>Model</b>	IB-EW205B-T
<b>Article no.</b>	60866
<b>EAN</b>	4250078171977
<b>Colour</b>	Black
<b>Material</b>	Table base: steel
<b>Supported weight</b>	Up to 125 kg
<b>Height adjustment</b>	660 mm, automatically
<b>Numbers of motor</b>	2
<b>Lifting speed</b>	Up to 38 mm/s
<b>Noise emission</b>	≤ 50 dB
<b>Numbers of leg</b>	2
<b>Numbers of stages</b>	3
<b>Height adjustment range</b>	From 620 mm to 1280 mm
<b>Height levels</b>	Continuously variable
<b>Width adjustment range</b>	From 1000 mm to 1700 mm
<b>Control panel</b>	Digital memory touch controller
<b>Safety</b>	Anti-collision sensor
<b>Power supply</b>	Input: 100 - 240 V, 50/60 Hz, 3 A Output: 32 V, 6 A
<b>Power Cord Length</b>	3 m
<b>BIFMA Compliant</b>	Meets and exceeds BIFMA X5.5-2014 standard for stability and durability





## ICY BOX **IB-EW205B-T**

Electric height adjustable sit / stand desk frame with digital memory touch panel



### Discover ways to work healthier

Studies suggest that switching from sitting to standing offers several health benefits and can increase productivity. With the IB-EW206B-T, you can now easily achieve the perfect balance between sitting and standing throughout the workday.

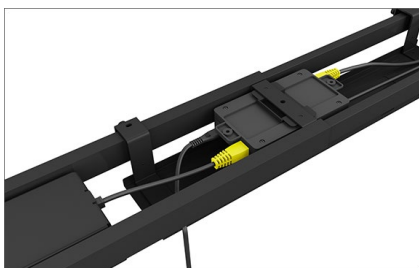
We have the simple option to create a high quality sit/stand desk solution if you want a solution without unnecessary accessories and high costs. It is perfect for offices, schools, homes and most workspaces and integrates your existing tabletops.



### Easy control

We have the powerful, smooth-running, stable, quiet and continuously adjustable table base with two motors for trouble-free height adjustment with up to 38 mm per second lifting speed. 3-stage extendable table legs provide a split-second transition from sitting to standing at the touch of a finger.

Thanks to the digital LED control unit, adjustments can be made at the touch of a button. Three programmable memory presets store your desired height settings and provide automatic reminders to switch between standing and sitting for regular exercise.



### Dual electric lift system

The sturdily built steel table legs are adjustable via a telescopic height adjustment. This ensures that the transition to your ideal, ergonomic position is made in seconds with a simple touch. The dual motor offers better stabilisation, higher load capacity and low running noise, so you can go about your work undisturbed.

#### Logistical data

**Packing unit:** 1 pcs./carton  
**Total weight:** 34.0 kg/carton  
**Gross weight (with packing):** 34.0 kg  
**Net weight:** 31.0 kg

**Dimension/carton:** 300x1112x225 mm  
**Dimension (with packing):** 300x1112x225 mm  
**Dimension of article:** 620x1700x1280 mm  
**Country of origin:** China