UHD
streaming

<3 MIN
easy setup

+120 m²
guaranteed *

STRONG
Wi-Fi

1700 Mbit / s
CONNECTION KIT

EN	Installation Instructions
DE	Installationsanleitung
FR	Instructions d'installation
IT	Istruzioni per l'installazione
ES	Instrucciones de instalación
PT	Instruções de instalação
SE	Installationsanvisning
DK	Installationsvejledning
NO	Installasjonsinstruksjon
FI	Asennusohjeet
CZ	Pokyny k instalaci
SK	Pokyny k inštalácii
HR	Upute za instalaciju
HU	Telepítési Utasítás
BG	Ръководство за бърз монтаж
UA	Інструкції з встановлення

Safety instructions

Please read the following instructions carefully. Failure to comply with these instructions can be dangerous and/or illegal. You are solely responsible for how your product is used and for the consequences of its use. Product warranty will not apply in case of use in contravention with the conditions contained herein.

Please retain this manual for future reference.

Safety and Maintenance:

- Do not activate the product in places where the use of wireless products is prohibited or where it can cause interference or hazards (hospitals, clinics, health facilities, etc.).
- KEEP THE DEVICE AND ITS COMPONENTS OUT OF REACH OF CHILDREN AND DO NOT ALLOW CHILDREN TO PLAY WITH THE DEVICE. THEY MAY BE INJURED, CAUSE INJURIES TO OTHERS OR DAMAGE THE DEVICE. THE DEVICE INCLUDES SMALL, POINTED PARTS WHICH CAN CAUSE INJURIES OR BECOME DETACHED AND CAUSE CHOKING.
- The device includes a transmitter and a receiver. When on, it receives and transmits radio frequency energy. You must be careful when using the device very near to individual medical devices, such as pacemakers and hearing aids. All wireless products are sensitive to interference which may affect their performance.
- The device is designed for operation at a distance of at least 20 cm from any individual. Failure to comply with this instruction may lead to exposure to radio frequency energy in excess of the limits set forth in relevant directives.
- Where there is a possible explosive atmosphere, you must comply with all posted instructions and must, upon request, deactivate the device or any other wireless device. Areas with possible explosive environments are refuelling stations, spaces under boat decks, fuel or chemical transportation or storage facilities, as well as areas where the air contains chemicals or particles (such as grains, dust or suspended metallic particles).
- The openings on the top and at the bottom are provided for ventilation. To ensure reliable operation of the device and to protect it from overheating, these openings must not be blocked or covered.
- The device should never be placed near or over a radiator or heat register, or in a built-in installation unless proper ventilation is provided.
- Use only the AC adapter which is included in the product package. Any other adapter may cause damage to the device. Such damage is not covered under warranty.
- Make sure that you have inserted the cables supplied in the product package into the correct ports for proper operation.
- Never push objects of any kind into this device through the enclosure openings other than the “RESET” hole as they may touch voltage points or short out parts which could result in fire, explosion or electric shock and damage the device permanently.
- DO NOT tum on or power cycle the device if there is gas leakage, try to disassemble the device or any of its accessories including the power adapter, try to repair the power adapter and its cable.
- Never spill liquid of any kind on the device or use this device near water (such as near a bath or swimming pool, in a wet basement, etc.).
- DO NOT expose the device to moisture, dust or corrosive liquids or use the device outdoors and make sure that all connections are located indoors to avoid risk of electrocution.
- Avoid operating this device during a lightning storm and under direct sunlight.
- Turn off the device completely before cleaning. The device can be turned off completely only when the AC adapter is unplugged. Do not use liquid or aerosol cleaners. Use a damp cloth for cleaning.

YM.GN.0000.SI.EU.F00

- Always disconnect the power cord from the wall outlet and disconnect any other cables before servicing this product. Under the following conditions, your product must be serviced by qualified service personnel;
  a) when the power cord or plug is damaged or frayed.
  b) if liquid has spilled into the device.
  c) if the product has been exposed to rain or water.
  d) if the device does not operate normally when the operating instructions are followed.
  e) if the device has been dropped or enclosure has been damaged.
  f) if the device exhibits a distinct change in performance, indicating a need for Service.

Handling and Transportation:

- Handle the device carefully to avoid damage. Do not drop, bend or strike it.

APPROPRIATE DISPOSAL OF THE PRODUCT:

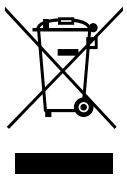

(Electric & electronic equipment waste)

The signs affixed on the product or its accompanying manuals indicate that it should not be disposed of with other domestic waste when its life cycle is over. To help prevent possible health or environmental hazards (due to uncontrolled waste disposal), and assist the sustainable reuse of material resources, please, separate it from other types of waste and recycle it. Domestic users should either contact the shop where they bought the product or local services to find out where and how they can deliver the product for environmentally safe disposal. Corporate users should contact their suppliers and check the terms and conditions laid down in their purchasing contracts. This product should not be mixed with normal waste.

Fig.1

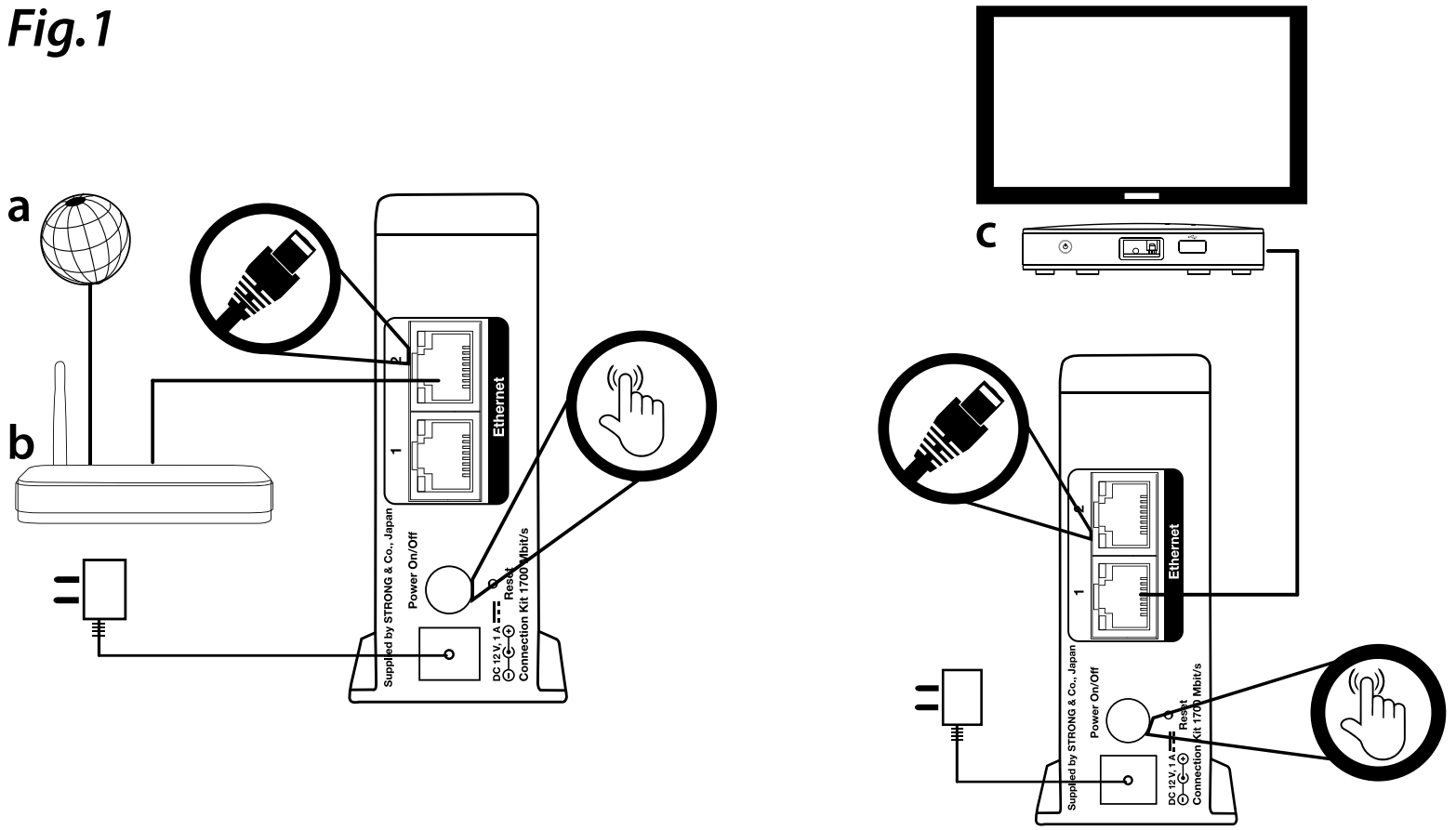
a
b
c
Ethernet
2
1
Power On/Off
Reset
Supplied by STRONG & Co., Japan
DC 12 V, 1 A
Connection Kit 1700 Mbit/s

Fig. 2

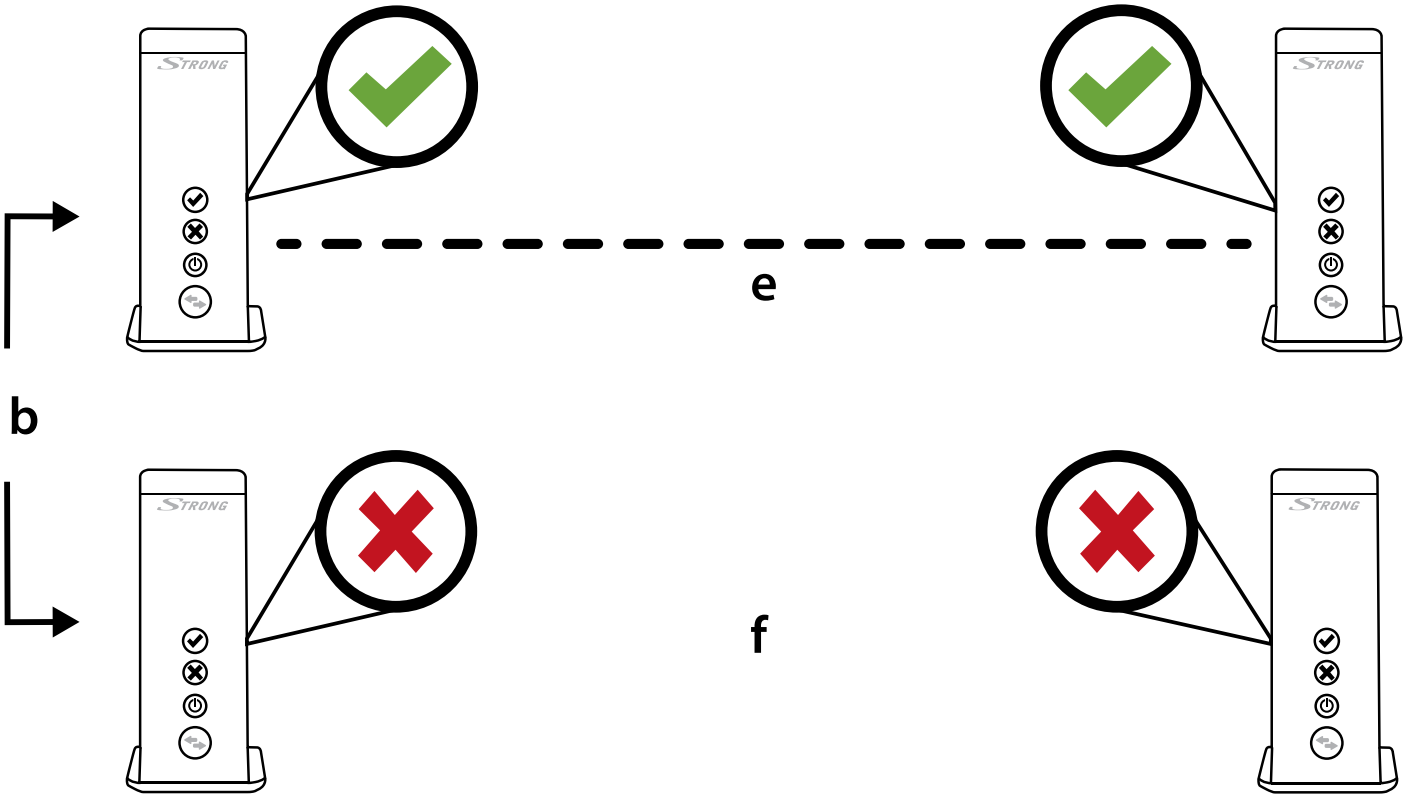
STRONG
e
b
f

Fig. 3

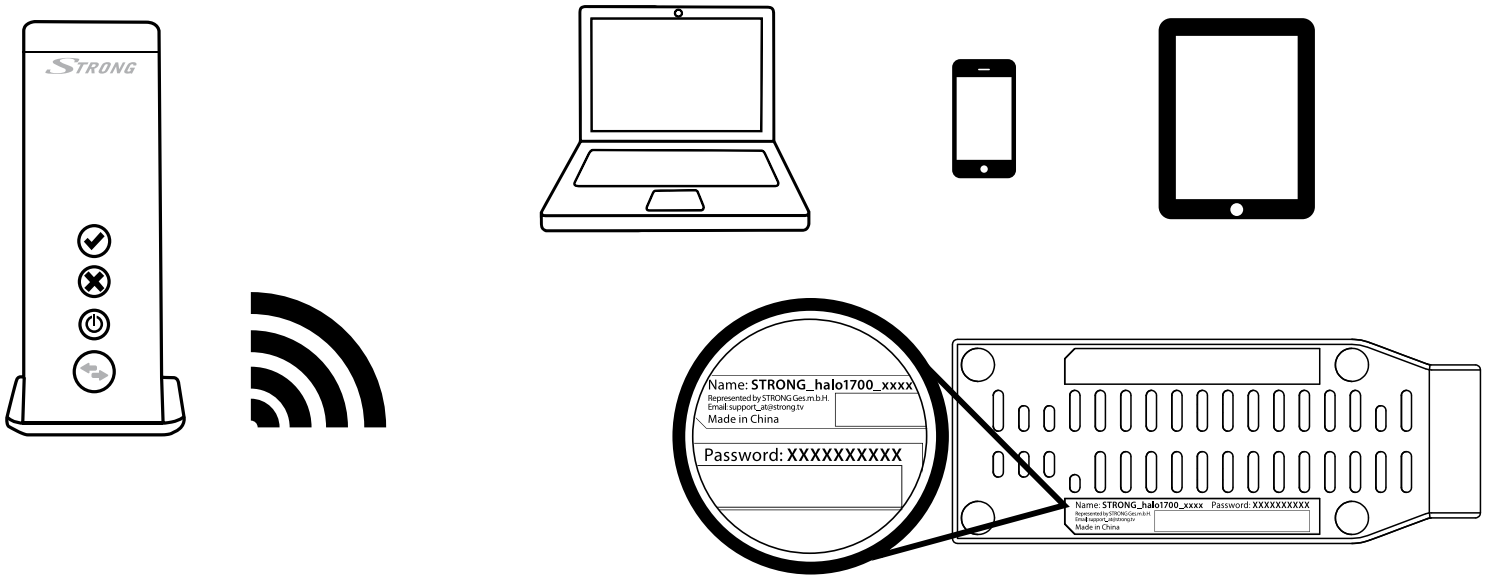
STRONG
Name: STRONG_halo1700_xxxx
Represented by STRONG Ges.m.b.H.
Email:support_at@strong.tv
Made in China
Password: XXXXXXXXXX
Name: STRONG_halo1700_xxxx Password: XXXXXXXXXX

Fig. 4

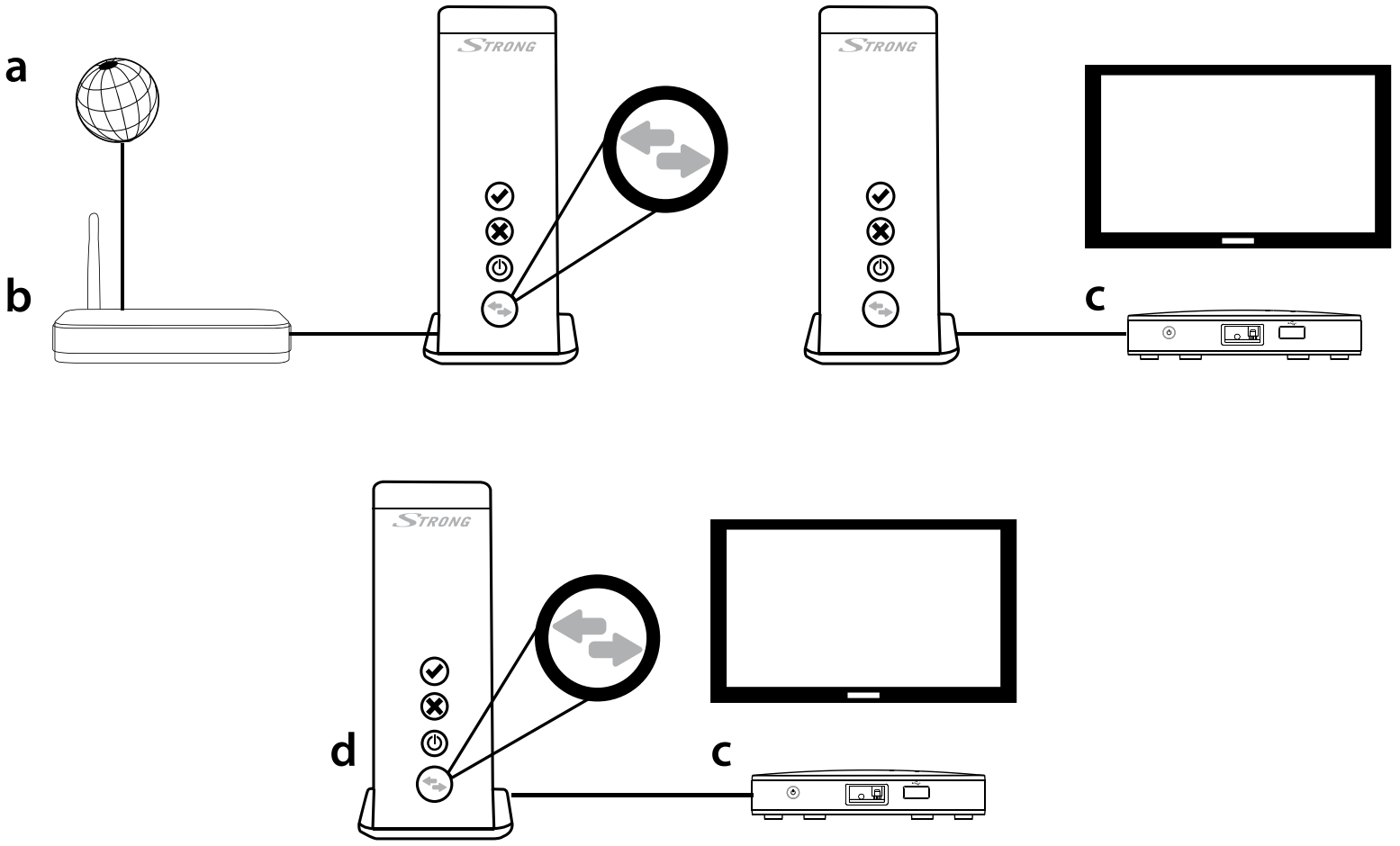
a
b
STRONG
STRONG
c
STRONG
d
c

Fig. 5

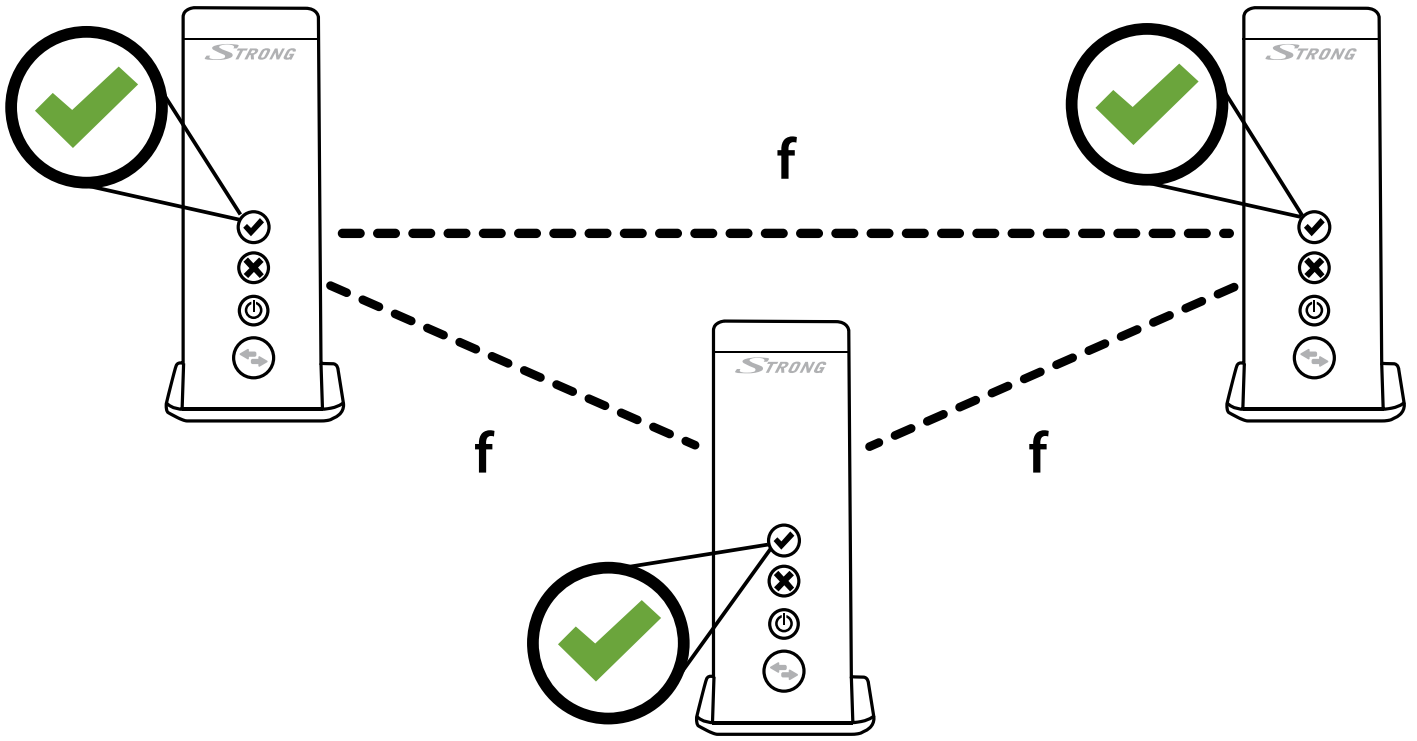

Fig. 6

Fig. 7

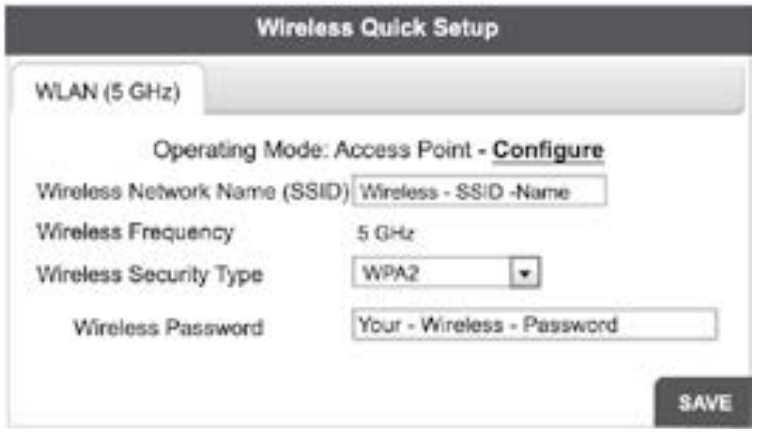

Connection Kit 1700 Mbit/s

1. EASY SETUP

Connect your devices as shown. ***Fig. 1***

PLEASE WAIT 3 MINUTES ***Fig. 2***

2. USING HIGH-SPEED WI-FI

Connect mobile devices to the new wireless network. ***Fig. 3***

Find the info label on the bottom side:

1. Name (SSID)
2. Password

3. ADDI NG MORE CONNECTIONS

To extend an existing network, install an additional STRONG Wi-Fi Connection Kit. ***Fig. 4***

PLEASE WAIT 3 MINUTES ***Fig. 5***

4. CHANGING WIRELESS SETTINGS

Open the web browser and type ***http://kit1700duo.local*** to the address bar. ***Fig. 6***

Change SSID and password in the quick setup wizard menu. Changing the wireless settings on one access point will automatically distribute the new settings to the other one. ***Fig. 7***

LED		STATUS	EVENT
Power		Off	No power.
		Solid white	Power on.
		Flashing white	Firmware upgrade in progress
Wireless		Solid green	Wireless connection established (good signal strength). If configured as an Access Point: ready for connection.
		Flashing green	Wireless connection is being established.
		Solid red	Wireless connection established (poor signal strength).
		Flashing red	Wireless connection failed.
Power and Wireless		Fast flashing	Factory reset button is pressed.

LEGEND

a. Internet
b. Modem
c. Receiver
d. Additional unit
e. Check
f. Success
g. Out of range

GENERAL DATA

Power consumption in operation:	max. 12 W
Power consumption in standby:	3.5 W
Operating temperature:	0 °C ~ +40 °C
Storage temperature:	-40 °C ~ +70 °C
Humidity range:	0% ~ 90%

YM.AP.4820.UM.EU.F00

HOTLINE

www.strong-connected.com

AT	**0820 400 150** € 0,12/Min. österr. Festnetz **support_at@strong-connected.com**	**FR**	**0826 029 928** € 0,15 par mn poste fixe en France **support_fr@strong-connected.com**
BG	**+359 32 634451** **support_bg@strong-connected.com**	**IT**	**199 404 032** **Da rete fissa** 24,8 cent. al min. • 12,5 cent. scatto alla risposta • **Da rete mobile** max 49 cent. al min. 15,6 cent. scatto alla risposta **support_it@strong-connected.com**
CEE	**support_hu@strong-connected.com**	**NL**	**support_nl@strong-connected.com**
DE	**0180 501 49 91** € 0,14/Min. deutsches Festnetz € 0,42/Min. max. Mobilfunknetze **support_de@strong-connected.com**	**PL**	**801 702 017** **support_pl@strong-connected.com**
DK	**support_dk@strong-connected.com**	**UA**	**+380(44)228 24 73** **support_ua@strong-connected.com**

Subject to alterations. In consequence of continuous research and development technical specifications, design and appearance of products may change. Wi-Fi and Wi-Fi Protected Setup are registered trademarks of Wi-Fi Alliance®. All other product names are trademarks or registered trademarks of their respective owners.

© STRONG 2015. All rights reserved.

Supplied by STRONG & Co, Japan
Represented by STRONG Ges.m.b.H. • Franz-Josefs-Kai 1 • 1010 Vienna • Austria
Email: support_at@strong.tv

EN

STRONG declares that this item complies with the basic requirements and other relevant regulations of directives R&TTE Directive 1999/5/EC; EMC Directive 2004/108/EC; Low Voltage Directive 2006/95/EC; Ecodesign requirements for Energy Related Products Directive 2009/125/EC; RoHS Directive 2011/65/EU; EN 62311:2008; EN 60950-1:2006 + A11:2009 + A1:2010 + A12:2011+ A2:2013; EN 301489-17V2.2.1; EN 301489-1V1.9.2; EN 55022:2010/AC:2011; EN 55024:2010; EN 61000-3-2:2006 + A1:2009 + A2:2009; EN 61000-3-3:2013; EN 301893 V1.7.1; Regulation (EC) No: 1275/2008; Regulation (ELJ) No:801/2013

YM.AP.4820.UM.EU.F00

www.strong-connected.com