

The unbeatable one. The CENA series are full-range ceiling speakers, designed to offer an unmatched solution for large scale public address projects. The SpringFit™ fixation offers the fastest possible installation time of any speaker available on the market, while the borderless grill design is absolutely unseen for any ceiling speaker in this segment. With the selection of high-quality cone materials, exceptional intelligibility and background music performance are guaranteed. The CENA Series are equipped with SnapConnect™, a faster, more reliable and safer choice for fixed installations, accepting solid and stranded wires with sections up to 4.0 mm².

The CENA3 features a 2,5" broadband driver with a continuous power handling of 10 Watt (RMS) and maximum power handling of 20 Watt. It is fitted with a multi-tapping 100V line transformer with tapings for 6W and 3W.



Impedance:



Voltage:



System specifications:

Program power handling		20 W
RMS/AES power handling		10 W
Sound Pressure (Max. W/1m)	@ 100 V	97 dB
Sensitivity (1W/1m)		87 dB
Speaker type		Broadband
Connection		SnapConnect™
Impedance		8 Ω
Frequency	Response (± 3 dB)	120 Hz - 20 kHz
Line Transformer Tappings	1	6 W / 1667 Ω
	2	3 W / 3333 Ω
Drivers		2,5" Full Range
Dispersion	Conical	160°

Product Features:

Construction	ABS
Front finish	borderless finely perforated steel grill
Mounting	SpringFit™ mounting system
Colours	White (RAL9003) (CENA306/W) Black (RAL9005) (CENA306/B)
Cut-out measurement	80 mm (Ø)
Dimensions	95 x 72 mm (Ø x D)
Weight	0.36 kg
Operating temperature	-15 °C ~ 55 °C

Variants:

- CENA306/W - White version - 8Ω and 100V
- CENA306/B - Black version - 8Ω and 100V

Shipping & Ordering:

Packaging

Cardboard box

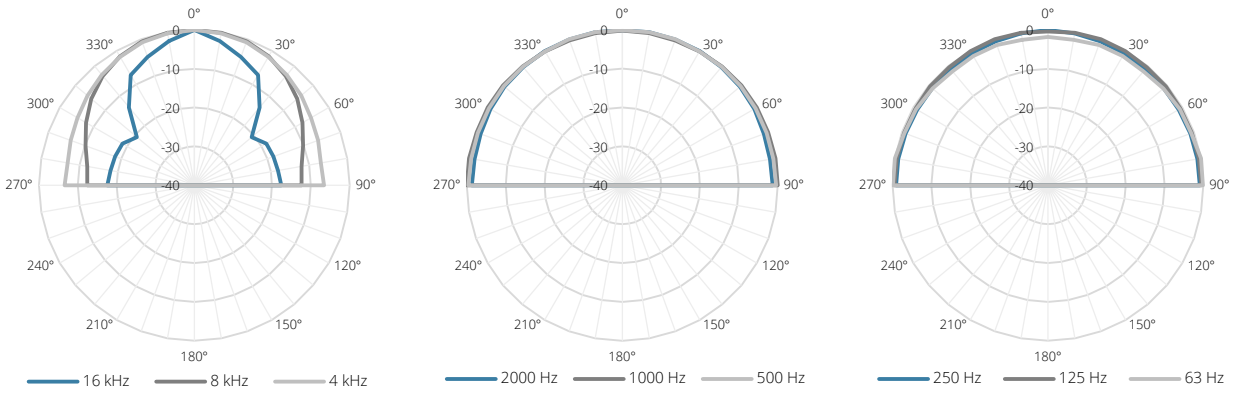
Architects' and Engineers' Specifications:

This ceiling mount loudspeaker shall be a full-range type equipped with a 2.5" driver and fitted with a line transformer allowing it to be used on 100 Volt distributed line systems. It shall have an RMS power handling of 10 Watt with a maximum power handling of 20 Watt and the frequency response (± 3 dB) shall range from 120 Hz to 20 kHz. The sensitivity shall be 87 dB when measuring with an input signal of 1 Watt at a distance of 1 meter, while the maximum continuous sound pressure level shall be 97 dB. The nominal dispersion shall be a 155° conical coverage pattern at -6dB (average 100 Hz - 10 kHz).

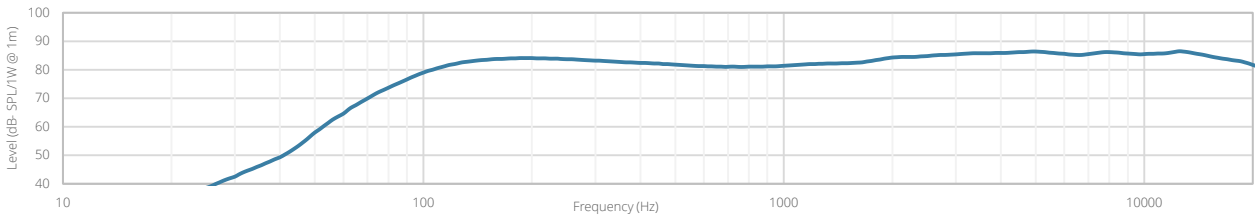
The loudspeaker shall be fitted with a multitapping line transformer with tapings for 6 Watt and 3 Watt. Fast and safe connection of the system shall be possible using SnapConnect™. The speaker's frame shall be constructed in high quality ABS material and the front shall be finished through a borderless and finely perforated steel grill. It shall come available in both white (RAL9003) and black (RAL9005) colours and custom painting shall make it blend-in with any environment. Mounting of the speaker into the ceiling shall be possible using a SpringFit™ installation system.

The speaker shall have a diameter of 95 mm, a depth of 68 mm and the weight shall not exceed 0.4 kg. The speaker shall fit in a mounting hole with a cutout diameter of 80 mm and a build-in depth of 65 mm.

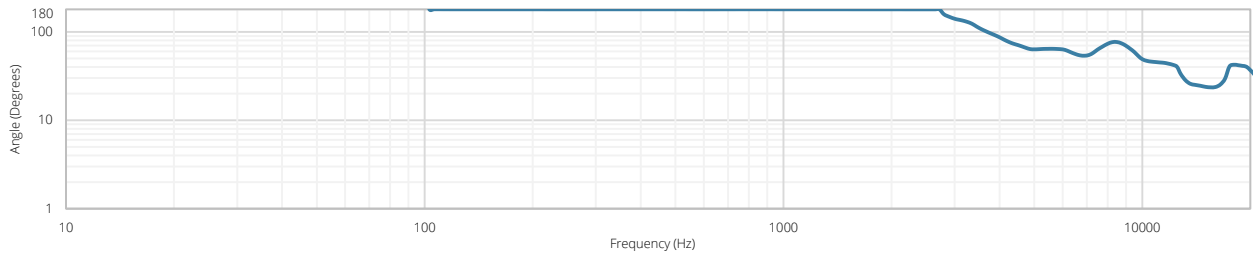
Polars:



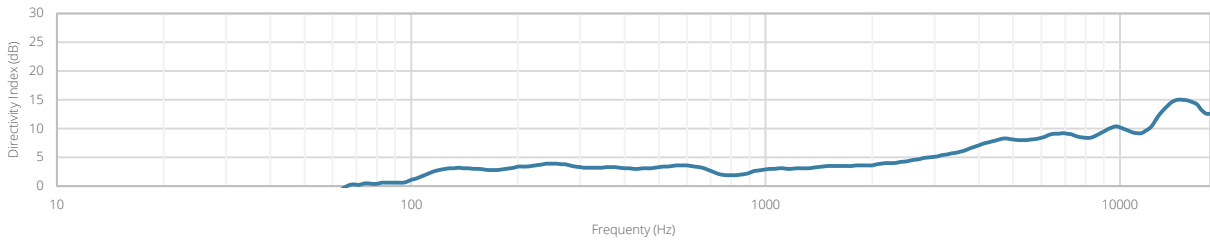
Sensitivity:


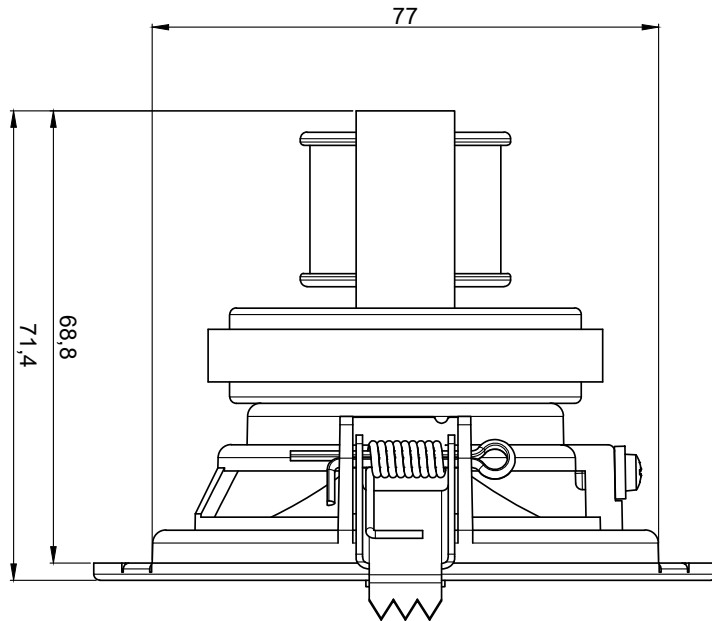
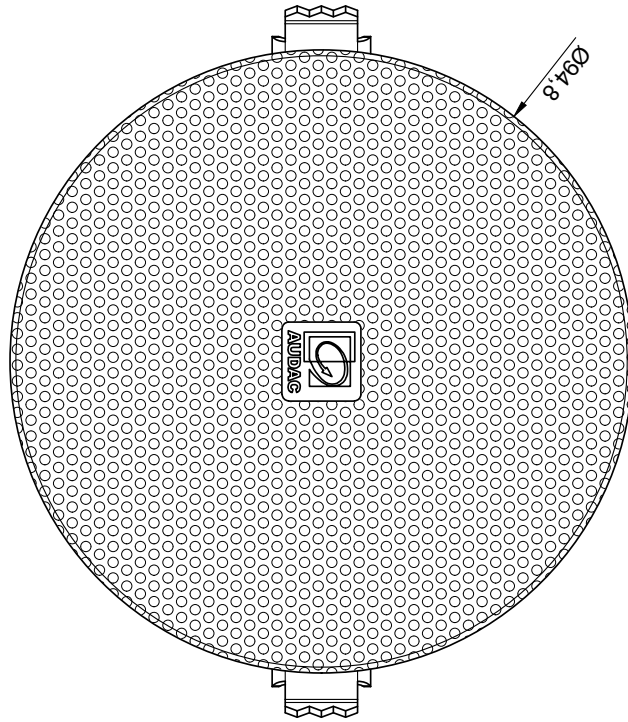


Beamwidth (-3dB):



Directivity index:





<p>CENA306</p>	<p>Weight:</p> <p>TBA</p>
<p>Product description: SPRINGFIT 2.5" CEILING SPEAKER 6W/100V</p>	<p>Outer dimensions: (w x h x d)</p> <p>Ø94,8 x 71,4</p>
<p>Unit height:</p> <p>N/A</p>	<p>Unit height:</p> <p>N/A</p>