Anex

Asus ROG-LOKI-850P-SFX-L-GAMING

Lab ID#: AS85002045
Receipt Date: Jul 2, 2022
Test Date: Jul 22, 2022

Report: 22PS2045A
Report Date: Jul 22, 2022

DUT INFORMATION

Brand	Asus
Manufacturer (OEM)	Great Wall
Series	Rog Loki
Model Number	ROG-LOKI-850P-SFX-L-GAMING
Serial Number	2M020065637
DUT Notes	

DUT SPECIFICATIONS

Rated Voltage (Vrms)	100-240
Rated Current (Arms)	47-63
Rated Frequency (Hz)	10-5
Rated Power (W)	850
Type	SFX-L
Cooling	120mm Double Ball Bearing Fan (CF1225H12D)
Semi-Passive Operation	✓
Cable Design	Fully Modular

TEST EQUIPMENT

Electronic Loads	Chroma 63601-5 x4 Chroma 63600-2 x2 63640-80-80 x20 63610-80-20 x2
AC Sources	Chroma 6530, Keysight AC6804B
Power Analyzers	N4L PPA1530 x2
Sound Analyzer	Bruel & Kjaer 2270 G4
Microphone	Bruel & Kjaer Type 4955-A
Data Loggers	Picoscope TC-08 x2, Labjack U3-HV x2
Tachometer	UNI-T UT372 x2
Digital Multimeter	Keysight U1273AX, Fluke 289, Keithley 2015 - THD
UPS	CyberPower OLS3000E 3kVA x2
Transformer	3kVA x2

All data and graphs included in this test report can be used by any individual on the following conditions:
› It should be mentioned that the test results are provided by Cybenetics
› The link to the original test results document should be provided in any case

Cybenetics offers the ETA and Lambda voluntary certification programs, through which the efficient and silent power supplies are promoted

www.cybenetics.com -info@cybenetics.com
CYBENETICS LTD. 15, Elpinikis Str. 4100 Agios Athanasios, Limassol, Cyprus

Anex

Asus ROG-LOKI-850P-SFX-L-GAMING

RESULTS

Temperature Range (°C /°F)	30-32 / 86-89.6
ErP Lot 3/6 Ready	✓
(EU) No 617/2013 Compliance	✓
ALPM (Alternative Low Power Mode) compatible	✓

115V

Average Efficiency	90.306%
Efficiency With 10W (≤500W) or 2% (>500W)	72.591
Average Efficiency 5VSB	83.977%
Standby Power Consumption (W)	0.0504000
Average PF	0.986
Avg Noise Output	23.76 dB(A)
Efficiency Rating (ETA)	PLATINUM
Noise Rating (LAMBDA)	A

230V

Average Efficiency	92.234%
Average Efficiency 5VSB	82.722%
Standby Power Consumption (W)	0.0933000
Average PF	0.947
Avg Noise Output	23.86 dB(A)
Efficiency Rating (ETA)	PLATINUM
Noise Rating (LAMBDA)	A

POWER SPECIFICATIONS

Rail		3.3V	5V	12V	5VSB	-12V
Max. Power	Amps	20	20	70.8	2.5	0.8
	Watts	110		850	12.5	9.6
Total Max. Power (W)		850				

HOLD-UP TIME & POWER OK SIGNAL (230V)

Hold-Up Time (ms)	20.8
AC Loss to PWR_OK Hold Up Time (ms)	17.8
PWR_OK Inactive to DC Loss Delay (ms)	3

All data and graphs included in this test report can be used by any individual on the following conditions:
› It should be mentioned that the test results are provided by Cybenetics
› The link to the original test results document should be provided in any case

Cybenetics offers the ETA and Lambda voluntary certification programs, through which the efficient and silent power supplies are promoted

www.cybenetics.com -info@cybenetics.com
CYBENETICS LTD. 15, Elpinikis Str. 4100 Agios Athanasios, Limassol, Cyprus

Anex

Asus ROG-LOKI-850P-SFX-L-GAMING

CABLES AND CONNECTORS

Modular Cables

Description	Cable Count	Connector Count (Total)	Gauge	In Cable Capacitors
ATX connector 20+4 pin (450mm)	1	1	18AWG	No
4+4 pin EPS12V (550mm)	2	2	16AWG	No
12+4 pin PCIe (460mm)	1	1	16-24AWG	No
2x 6+2 pin PCIe (450mm)	1	2	16AWG	No
6+2 pin PCIe (450mm)	1	1	16-18AWG	No
SATA (300mm+190mm+90mm)	2	6	18AWG	No
4 pin Molex (300mm+100mm+100mm+100mm)	1	4	18AWG	No
Addressable Aura RGB cable (80mm)	1	1	22AWG	No
RGB controller cable (80mm)	1	1	24AWG	No

All data and graphs included in this test report can be used by any individual on the following conditions:
› It should be mentioned that the test results are provided by Cybenetics
› The link to the original test results document should be provided in any case

Cybenetics offers the ETA and Lambda voluntary certification programs, through which the efficient and silent power supplies are promoted

www.cybenetics.com -info@cybenetics.com
CYBENETICS LTD. 15, Elpinikis Str. 4100 Agios Athanasios, Limassol, Cyprus

Anex

Asus ROG-LOKI-850P-SFX-L-GAMING

EFFICIENCY UNDER HIGH AMBIENT TEMPERATURE

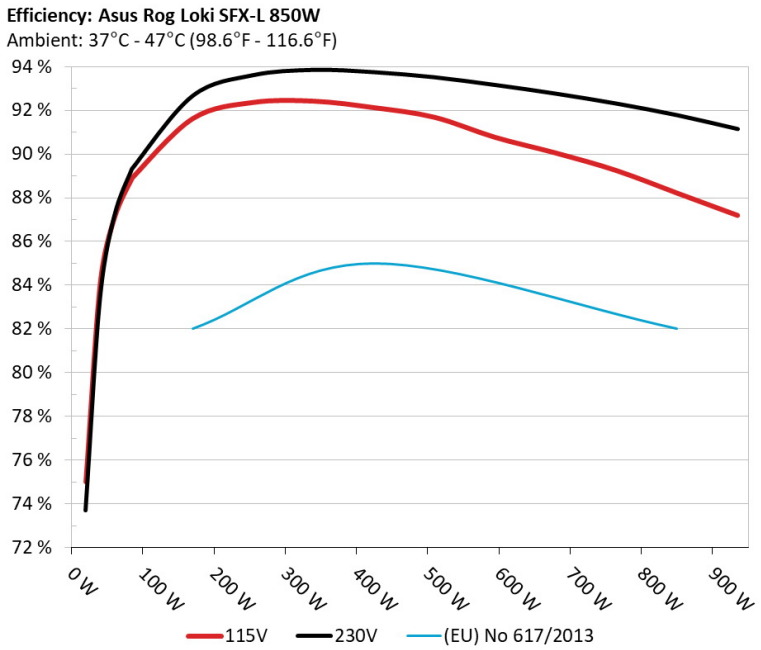

INFO

The PSU`s efficiency under high ambient temperatures with 115V and 230V input. For this graph the results of the 10-110% load regulation table are used

5VSB EFFICIENCY

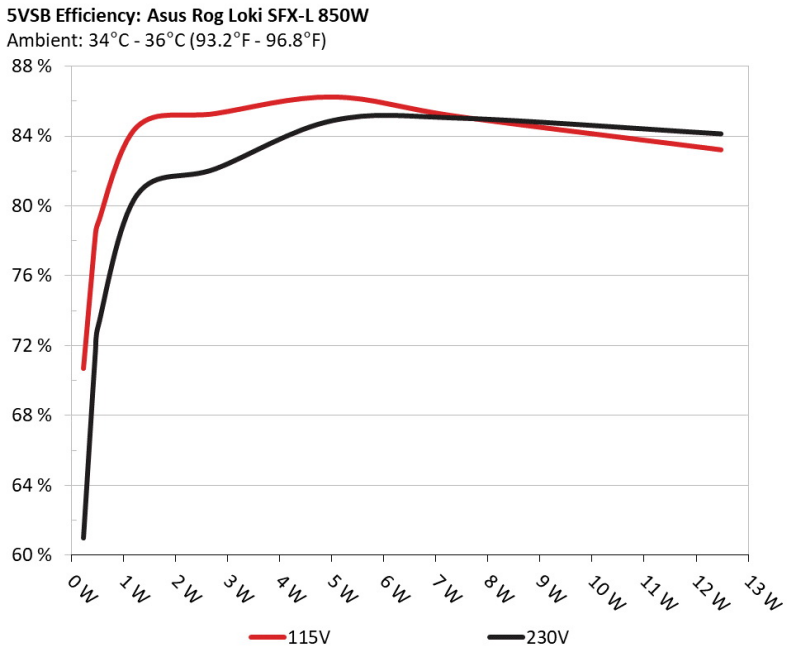

INFO

This graph depicts the efficiency levels of the 5VSB rail with 115V and 230V input

All data and graphs included in this test report can be used by any individual on the following conditions:
› It should be mentioned that the test results are provided by Cybenetics
› The link to the original test results document should be provided in any case

Cybenetics offers the ETA and Lambda voluntary certification programs, through which the efficient and silent power supplies are promoted

www.cybenetics.com -info@cybenetics.com
CYBENETICS LTD. 15, Elpinikis Str. 4100 Agios Athanasios, Limassol, Cyprus

Anex

Asus ROG-LOKI-850P-SFX-L-GAMING

5VSB EFFICIENCY -115V (ERP LOT 3/6 & CEC)

Test #	5VSB	DC/AC (Watts)	Efficiency	PF/AC Volts
1	0.045A	0.227W	70.687%	0.033
	5.044V	0.321W		114.93V
2	0.09A	0.454W	78.266%	0.058
	5.043V	0.58W		114.94V
3	0.55A	2.768W	85.281%	0.257
	5.031V	3.246W		114.93V
4	1A	5.023W	86.227%	0.343
	5.022V	5.826W		114.93V
5	1.5A	7.519W	85.068%	0.405
	5.012V	8.839W		114.92V
6	2.501A	12.478W	83.204%	0.463
	4.99V	14.997W		114.92V

5VSB EFFICIENCY -230V (ERP LOT 3/6 & CEC)

Test #	5VSB	DC/AC (Watts)	Efficiency	PF/AC Volts
1	0.045A	0.227W	60.988%	0.011
	5.045V	0.372W		230.3V
2	0.09A	0.454W	71.596%	0.019
	5.044V	0.634W		230.29V
3	0.55A	2.766W	82.147%	0.097
	5.028V	3.367W		230.29V
4	1A	5.02W	84.913%	0.16
	5.02V	5.912W		230.29V
5	1.5A	7.515W	85.041%	0.219
	5.009V	8.837W		230.29V
6	2.501A	12.469W	84.148%	0.298
	4.986V	14.818W		230.29V

All data and graphs included in this test report can be used by any individual on the following conditions:
› It should be mentioned that the test results are provided by Cybenetics
› The link to the original test results document should be provided in any case

Cybenetics offers the ETA and Lambda voluntary certification programs, through which the efficient and silent power supplies are promoted

www.cybenetics.com -info@cybenetics.com
CYBENETICS LTD. 15, Elpinikis Str. 4100 Agios Athanasios, Limassol, Cyprus

Anex

Asus ROG-LOKI-850P-SFX-L-GAMING

115V

All data and graphs included in this test report can be used by any individual on the following conditions:
› It should be mentioned that the test results are provided by Cybenetics
› The link to the original test results document should be provided in any case

Cybenetics offers the ETA and Lambda voluntary certification programs, through which the efficient and silent power supplies are promoted

www.cybenetics.com -info@cybenetics.com
CYBENETICS LTD. 15, Elpinikis Str. 4100 Agios Athanasios, Limassol, Cyprus

Anex

Asus ROG-LOKI-850P-SFX-L-GAMING

EFFICIENCY GRAPH 115V

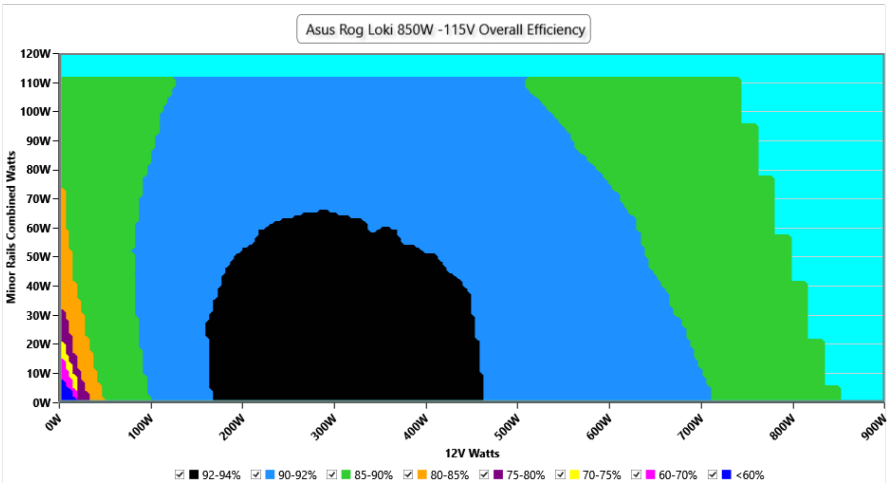

INFO

This graph depicts the PSU's efficiency throughout its entire operational range. For the generation of the efficiency and noise graphs we set our loaders to auto mode through our custom-made software before trying thousands of possible load combinations

NOISE GRAPH 115V

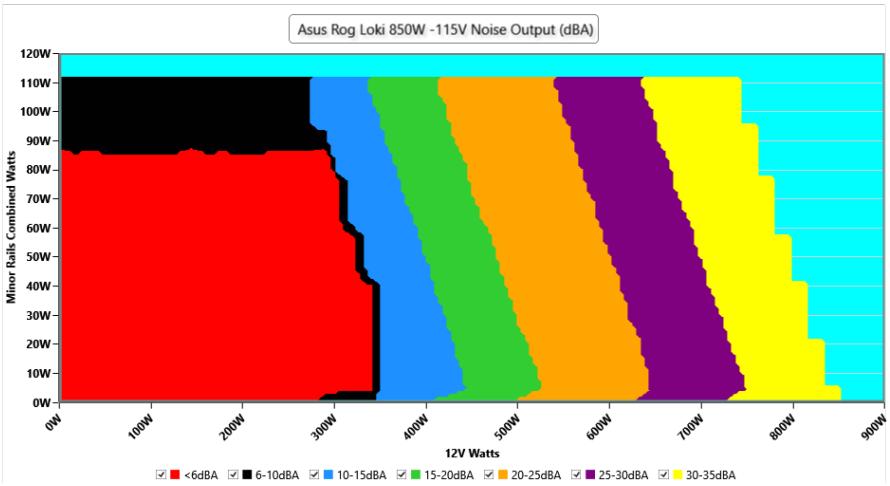

INFO

The PSU's noise in its entire operational range and under 30-32 °C ambient is depicted in this graph. The X axis represents the load on the +12V rail(s) while the Y axis is the load on the minor rails

All data and graphs included in this test report can be used by any individual on the following conditions:
› It should be mentioned that the test results are provided by Cybenetics
› The link to the original test results document should be provided in any case

Cybenetics offers the ETA and Lambda voluntary certification programs, through which the efficient and silent power supplies are promoted

www.cybenetics.com -info@cybenetics.com
CYBENETICS LTD. 15, Elpinikis Str. 4100 Agios Athanasios, Limassol, Cyprus

Anex

Asus ROG-LOKI-850P-SFX-L-GAMING

VAMPIRE POWER -115V

Detailed Results

	Average	Min	Limit Min	Max	Limit Max	Result
Mains Voltage RMS:	115.13 V	115.10 V	113.85 V	115.17 V	116.15 V	PASS
Mains Frequency:	60.00 Hz	59.95 Hz	59.40 Hz	60.03 Hz	60.60 Hz	PASS
Mains Voltage CF:	1.416	1.415	1.340	1.417	1.490	PASS
Mains Voltage THD:	0.13 %	0.10 %	N/A	0.18 %	2.00 %	PASS
Real Power:	0.050 W	0.044 W	N/A	0.058 W	N/A	N/A
Apparent Power:	9.828 W	9.766 W	N/A	9.881 W	N/A	N/A
Power Factor:	0.005	N/A	N/A	N/A	N/A	N/A

INFO

This graph is generated by the PPA Standby Power Analysis software which takes full control of the power analyzer during the whole procedure. This application features all of the EN50564 & IEC62301 test limits for standby power software testing

All data and graphs included in this test report can be used by any individual on the following conditions:
› It should be mentioned that the test results are provided by Cybenetics
› The link to the original test results document should be provided in any case

Cybenetics offers the ETA and Lambda voluntary certification programs, through which the efficient and silent power supplies are promoted

www.cybenetics.com -info@cybenetics.com
CYBENETICS LTD. 15, Elpinikis Str. 4100 Agios Athanasios, Limassol, Cyprus

Anex

Asus ROG-LOKI-850P-SFX-L-GAMING

10-110% LOAD TESTS 115V

Test	12V	5V	3.3V	5VSB	DC/AC (Watts)	Efficiency	Fan Speed (RPM)	PSU Noise (dB[A])	Temps (In/Out)	PF/AC Volts
10%	5.291A	1.978A	1.994A	1.001A	85.021	88.881%	0	<6.0	44.39°C	0.972
	11.986V	5.058V	3.31V	4.998V	95.657				40.06°C	115.11V
20%	11.605A	2.968A	2.994A	1.203A	169.997	91.608%	0	<6.0	45.73°C	0.975
	11.985V	5.055V	3.307V	4.988V	185.569				40.92°C	115.09V
30%	18.271A	3.463A	3.496A	1.406A	255.016	92.348%	0	<6.0	46.48°C	0.98
	11.984V	5.054V	3.304V	4.98V	276.144				41.32°C	115.07V
40%	24.949A	3.96A	3.998A	1.61A	340.129	92.407%	0	<6.0	47.59°C	0.986
	11.981V	5.052V	3.302V	4.969V	368.078				42.02°C	115.05V
50%	31.272A	4.953A	5.002A	1.816A	425.205	92.107%	840	14.5	42.69°C	0.99
	11.982V	5.048V	3.299V	4.958V	461.642				48.85°C	115.02V
60%	37.555A	5.947A	6.008A	2A	509.61	91.671%	929	18.7	43.02°C	0.992
	11.980V	5.046V	3.296V	4.945V	555.915				49.69°C	114.99V
70%	43.921A	6.941A	7.015A	2.233A	595.043	90.752%	1026	22.8	43.13°C	0.993
	11.974V	5.044V	3.294V	4.927V	655.686				50.31°C	114.97V
80%	50.288A	7.937A	8.023A	2.339A	679.876	90.04%	1126	24.9	43.97°C	0.994
	11.970V	5.042V	3.291V	4.918V	755.086				52.12°C	114.94V
90%	57.063A	8.436A	8.515A	2.445A	765.3	89.236%	1210	28.0	44.2°C	0.995
	11.965V	5.041V	3.289V	4.909V	857.618				53.29°C	114.91V
100%	63.774A	8.934A	9.038A	2.554A	850.013	88.214%	1490	35.9	45.98°C	0.996
	11.960V	5.039V	3.286V	4.897V	963.581				56.02°C	114.88V
110%	70.206A	9.932A	10.142A	2.557A	935.399	87.191%	1953	43.4	46.66°C	0.996
	11.959V	5.037V	3.283V	4.889V	1072.815				57.59°C	114.86V
CL1	0.118A	13.129A	13.237A	0A	111.339	85.317%	571	<6.0	48.27°C	0.985
	11.964V	5.044V	3.301V	5.017V	130.5				42.09°C	115.1V
CL2	0.117A	19.866A	0A	0A	101.444	83.619%	1040	23.0	43.81°C	0.986
	11.974V	5.036V	3.312V	5.025V	121.315				50.95°C	115.1V
CL3	0.117A	0A	20.021A	0A	67.398	79.617%	1261	30.6	44.19°C	0.971
	11.980V	5.061V	3.296V	5.023V	84.655				52.29°C	115.11V
CL4	70.996A	0A	0A	0A	849.873	88.92%	1434	32.9	45.21°C	0.995
	11.971V	5.051V	3.293V	4.977V	955.781				55.01°C	114.89V

All data and graphs included in this test report can be used by any individual on the following conditions:
› It should be mentioned that the test results are provided by Cybenetics
› The link to the original test results document should be provided in any case

Cybenetics offers the ETA and Lambda voluntary certification programs, through which the efficient and silent power supplies are promoted

www.cybenetics.com -info@cybenetics.com
CYBENETICS LTD. 15, Elpinikis Str. 4100 Agios Athanasios, Limassol, Cyprus

Anex

Asus ROG-LOKI-850P-SFX-L-GAMING

20-80W LOAD TESTS 115V

Test	12V	5V	3.3V	5VSB	DC/AC (Watts)	Efficiency	Fan Speed (RPM)	PSU Noise (dB[A])	Temps (In/Out)	PF/AC Volts
20W	1.240A	0.494A	0.498A	0.199A	20.019	75.021%	0	<6.0	40.15°C	0.842
	11.986V	5.06V	3.313V	5.029V	26.684				37.03°C	115.13V
40W	2.728A	0.692A	0.697A	0.299A	40.017	84.036%	0	<6.0	40.56°C	0.938
	11.987V	5.06V	3.312V	5.024V	47.619				37.2°C	115.12V
60W	4.216A	0.89A	0.897A	0.399A	60.018	87.078%	0	<6.0	41.99°C	0.962
	11.987V	5.06V	3.312V	5.019V	68.921				38.27°C	115.11V
80W	5.702A	1.087A	1.097A	0.499A	79.987	88.906%	0	<6.0	43.3°C	0.97
	11.987V	5.059V	3.311V	5.015V	89.965				39.33°C	115.11V

RIPPLE MEASUREMENTS 115V

Test	12V	5V	3.3V	5VSB	Pass/Fail
10% Load	9.52mV	10.68mV	14.83mV	5.88mV	Pass
20% Load	10.28mV	10.68mV	14.42mV	12.59mV	Pass
30% Load	10.64mV	10.68mV	14.58mV	6.04mV	Pass
40% Load	12.02mV	10.57mV	14.93mV	6.19mV	Pass
50% Load	13.56mV	11.29mV	14.93mV	6.96mV	Pass
60% Load	14.94mV	10.98mV	15.19mV	6.19mV	Pass
70% Load	14.38mV	11.39mV	15.49mV	6.50mV	Pass
80% Load	16.32mV	12.31mV	16.16mV	6.55mV	Pass
90% Load	16.58mV	12.00mV	16.82mV	6.50mV	Pass
100% Load	23.74mV	13.30mV	18.40mV	8.24mV	Pass
110% Load	26.70mV	14.14mV	19.30mV	8.93mV	Pass
Crossload1	16.62mV	12.79mV	17.67mV	5.92mV	Pass
Crossload2	15.45mV	13.64mV	14.01mV	12.85mV	Pass
Crossload3	17.71mV	11.80mV	17.54mV	12.44mV	Pass
Crossload4	22.48mV	11.82mV	17.59mV	13.25mV	Pass

All data and graphs included in this test report can be used by any individual on the following conditions:
› It should be mentioned that the test results are provided by Cybenetics
› The link to the original test results document should be provided in any case

Cybenetics offers the ETA and Lambda voluntary certification programs, through which the efficient and silent power supplies are promoted

www.cybenetics.com -info@cybenetics.com
CYBENETICS LTD. 15, Elpinikis Str. 4100 Agios Athanasios, Limassol, Cyprus

Anex

Asus ROG-LOKI-850P-SFX-L-GAMING

230V

All data and graphs included in this test report can be used by any individual on the following conditions:
› It should be mentioned that the test results are provided by Cybenetics
› The link to the original test results document should be provided in any case

Cybenetics offers the ETA and Lambda voluntary certification programs, through which the efficient and silent power supplies are promoted

www.cybenetics.com -info@cybenetics.com
CYBENETICS LTD. 15, Elpinikis Str. 4100 Agios Athanasios, Limassol, Cyprus

Anex

Asus ROG-LOKI-850P-SFX-L-GAMING

EFFICIENCY GRAPH 230V

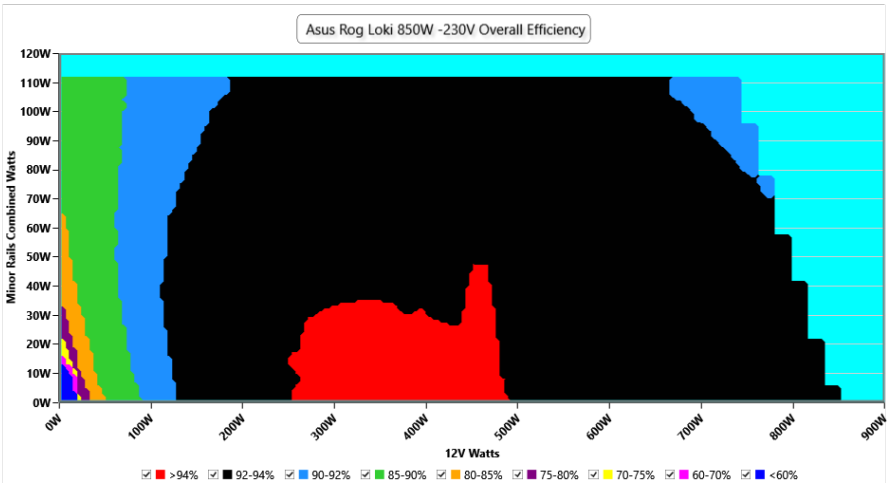

INFO

This graph depicts the PSU's efficiency throughout its entire operational range. For the generation of the efficiency and noise graphs we set our loaders to auto mode through our custom-made software before trying thousands of possible load combinations

NOISE GRAPH 230V

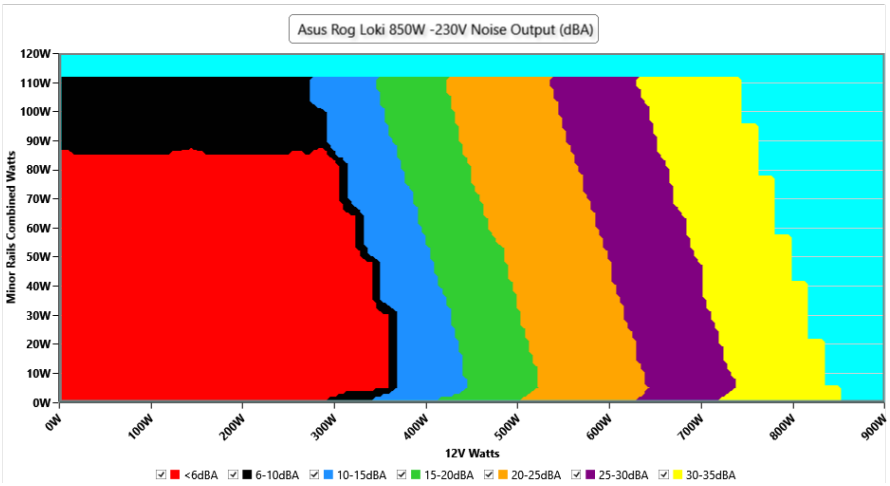

INFO

The PSU's noise in its entire operational range and under 30-32 °C ambient is depicted in this graph. The X axis represents the load on the +12V rail(s) while the Y axis is the load on the minor rails

All data and graphs included in this test report can be used by any individual on the following conditions:
› It should be mentioned that the test results are provided by Cybenetics
› The link to the original test results document should be provided in any case

Cybenetics offers the ETA and Lambda voluntary certification programs, through which the efficient and silent power supplies are promoted

www.cybenetics.com -info@cybenetics.com
CYBENETICS LTD. 15, Elpinikis Str. 4100 Agios Athanasios, Limassol, Cyprus

Anex

Asus ROG-LOKI-850P-SFX-L-GAMING

VAMPIRE POWER -230V

Detailed Results

	Average	Min	Limit Min	Max	Limit Max	Result
Mains Voltage RMS:	230.28 V	230.17 V	227.70 V	230.34 V	232.30 V	PASS
Mains Frequency:	50.00 Hz	49.99 Hz	49.50 Hz	50.01 Hz	50.50 Hz	PASS
Mains Voltage CF:	1.416	1.415	1.340	1.417	1.490	PASS
Mains Voltage THD:	0.13 %	0.10 %	N/A	0.23 %	2.00 %	PASS
Real Power:	0.093 W	0.082 W	N/A	0.119 W	N/A	N/A
Apparent Power:	33.072 W	32.852 W	N/A	33.260 W	N/A	N/A
Power Factor:	0.003	N/A	N/A	N/A	N/A	N/A

INFO

This graph is generated by the PPA Standby Power Analysis software which takes full control of the power analyzer during the whole procedure. This application features all of the EN50564 & IEC62301 test limits for standby power software testing

All data and graphs included in this test report can be used by any individual on the following conditions:
› It should be mentioned that the test results are provided by Cybenetics
› The link to the original test results document should be provided in any case

Cybenetics offers the ETA and Lambda voluntary certification programs, through which the efficient and silent power supplies are promoted

www.cybenetics.com -info@cybenetics.com
CYBENETICS LTD. 15, Elpinikis Str. 4100 Agios Athanasios, Limassol, Cyprus

Anex

Asus ROG-LOKI-850P-SFX-L-GAMING

10-110% LOAD TESTS 230V

Test	12V	5V	3.3V	5VSB	DC/AC (Watts)	Efficiency	Fan Speed (RPM)	PSU Noise (dB[A])	Temps (In/Out)	PF/AC Volts
10%	5.292A	1.979A	1.995A	1.002A	85.026	89.27%	0	<6.0	44.88°C	0.828
	11.987V	5.055V	3.308V	4.991V	95.244				40.45°C	230.32V
20%	11.599A	2.969A	2.995A	1.205A	170.013	92.656%	0	<6.0	45.83°C	0.92
	11.993V	5.054V	3.306V	4.983V	183.492				40.93°C	230.31V
30%	18.267A	3.465A	3.497A	1.408A	255.044	93.611%	0	<6.0	46.69°C	0.947
	11.988V	5.053V	3.303V	4.972V	272.452				41.38°C	230.3V
40%	24.944A	3.961A	4A	1.613A	340.159	93.855%	0	<6.0	47.51°C	0.958
	11.985V	5.051V	3.301V	4.96V	362.43				41.81°C	230.29V
50%	31.274A	4.955A	5.004A	1.82A	425.294	93.748%	840	14.5	42°C	0.965
	11.984V	5.047V	3.298V	4.947V	453.657				48.14°C	230.28V
60%	37.556A	5.949A	6.01A	2.001A	509.679	93.517%	912	17.9	42.21°C	0.97
	11.982V	5.045V	3.295V	4.933V	545.018				48.82°C	230.27V
70%	43.915A	6.943A	7.017A	2.239A	595.139	93.162%	1025	22.8	43.14°C	0.975
	11.978V	5.044V	3.293V	4.916V	638.823				50.15°C	230.26V
80%	50.278A	7.939A	8.026A	2.346A	679.978	92.765%	1124	24.8	43.74°C	0.977
	11.974V	5.041V	3.29V	4.904V	733.01				52.05°C	230.24V
90%	57.046A	8.439A	8.518A	2.453A	765.398	92.31%	1209	27.9	44.69°C	0.979
	11.970V	5.04V	3.288V	4.895V	829.149				54.01°C	230.23V
100%	63.754A	8.938A	9.042A	2.562A	850.113	91.783%	1431	32.8	45.25°C	0.981
	11.966V	5.038V	3.285V	4.882V	926.214				55.28°C	230.22V
110%	70.186A	9.936A	10.146A	2.566A	935.497	91.147%	1888	43.7	46.94°C	0.983
	11.964V	5.035V	3.282V	4.874V	1026.357				57.79°C	230.21V
CL1	0.118A	13.132A	13.24A	0A	111.352	85.999%	571	<6.0	42.16°C	0.884
	11.964V	5.044V	3.301V	5.017V	129.479				48.64°C	230.31V
CL2	0.117A	19.868A	0A	0A	101.452	84.215%	1039	23.0	43.77°C	0.872
	11.971V	5.036V	3.312V	5.024V	120.473				50.88°C	230.31V
CL3	0.117A	0A	20.025A	0A	67.405	79.724%	1253	30.8	44.29°C	0.808
	11.975V	5.061V	3.296V	5.021V	84.551				52.43°C	230.32V
CL4	70.942A	0A	0A	0A	849.867	92.616%	1326	30.5	45.05°C	0.98
	11.980V	5.05V	3.292V	4.977V	917.623				55.02°C	230.22V

All data and graphs included in this test report can be used by any individual on the following conditions:
› It should be mentioned that the test results are provided by Cybenetics
› The link to the original test results document should be provided in any case

Cybenetics offers the ETA and Lambda voluntary certification programs, through which the efficient and silent power supplies are promoted

www.cybenetics.com -info@cybenetics.com
CYBENETICS LTD. 15, Elpinikis Str. 4100 Agios Athanasios, Limassol, Cyprus

Anex

Asus ROG-LOKI-850P-SFX-L-GAMING

20-80W LOAD TESTS 230V

Test	12V	5V	3.3V	5VSB	DC/AC (Watts)	Efficiency	Fan Speed (RPM)	PSU Noise (dB[A])	Temps (In/Out)	PF/AC Volts
20W	1.240A	0.494A	0.498A	0.199A	20.019	73.686%	0	<6.0	40.44°C	0.49
	11.990V	5.058V	3.312V	5.029V	27.165				37.39°C	230.32V
40W	2.728A	0.692A	0.698A	0.299A	40.02	83.317%	0	<6.0	42.04°C	0.648
	11.988V	5.058V	3.311V	5.021V	48.032				38.78°C	230.32V
60W	4.218A	0.89A	0.897A	0.399A	60.023	87.124%	0	<6.0	42.41°C	0.751
	11.986V	5.058V	3.311V	5.016V	68.89				38.85°C	230.32V
80W	5.704A	1.088A	1.097A	0.499A	80.002	89.319%	0	<6.0	42.79°C	0.817
	11.985V	5.058V	3.31V	5.011V	89.569				39.01°C	230.32V

RIPPLE MEASUREMENTS 230V

Test	12V	5V	3.3V	5VSB	Pass/Fail
10% Load	7.98mV	7.92mV	12.78mV	6.50mV	Pass
20% Load	16.40mV	8.37mV	12.83mV	6.70mV	Pass
30% Load	11.67mV	8.73mV	12.94mV	6.81mV	Pass
40% Load	11.31mV	14.15mV	14.42mV	7.27mV	Pass
50% Load	12.28mV	8.89mV	13.65mV	7.17mV	Pass
60% Load	13.76mV	9.14mV	13.14mV	7.52mV	Pass
70% Load	14.84mV	9.96mV	13.45mV	7.83mV	Pass
80% Load	15.61mV	9.45mV	14.06mV	7.68mV	Pass
90% Load	16.32mV	9.50mV	14.88mV	7.32mV	Pass
100% Load	23.35mV	10.53mV	15.64mV	9.83mV	Pass
110% Load	26.36mV	11.11mV	15.95mV	10.07mV	Pass
Crossload1	21.33mV	10.95mV	15.70mV	6.98mV	Pass
Crossload2	18.32mV	12.26mV	12.32mV	11.72mV	Pass
Crossload3	15.15mV	8.37mV	15.60mV	11.87mV	Pass
Crossload4	20.79mV	8.98mV	15.59mV	13.95mV	Pass

All data and graphs included in this test report can be used by any individual on the following conditions:
› It should be mentioned that the test results are provided by Cybenetics
› The link to the original test results document should be provided in any case

Cybenetics offers the ETA and Lambda voluntary certification programs, through which the efficient and silent power supplies are promoted

www.cybenetics.com -info@cybenetics.com
CYBENETICS LTD. 15, Elpinikis Str. 4100 Agios Athanasios, Limassol, Cyprus

Anex

Asus ROG-LOKI-850P-SFX-L-GAMING



Top side

Power specifications label

CERTIFICATIONS 115V

CERTIFICATIONS 230V

All data and graphs included in this test report can be used by any individual on the following conditions:
› It should be mentioned that the test results are provided by Cybenetics
› The link to the original test results document should be provided in any case