

Bissell®

FEATHERWEIGHT PRO™
1703 SERIES



IMPORTANT SAFETY INSTRUCTIONS

READ ALL INSTRUCTIONS BEFORE USING YOUR VACUUM.

When using an electrical appliance, basic precautions should be observed, including the following:

⚠️ WARNING

TO REDUCE THE RISK OF FIRE, ELECTRIC SHOCK, OR INJURY:

- » This appliance can be used by children aged from 8 years and above and persons with reduced physical, sensory or mental capabilities or lack of experience and knowledge if they have been given supervision or instruction concerning use of the appliance in a safe way and understand the hazards involved. Children shall not play with the appliance. Cleaning and user maintenance shall not be made by children without supervision.
- » Do not use outdoors or on wet surfaces.
- » Do not allow to be used as a toy.
- » Close attention is necessary when used by or near children.
- » Do not use for any purpose other than described in this User's Guide.
- » Use only manufacturer's recommended attachments.
- » Do not use with damaged cord or plug.
- » If appliance is not working as it should, has been dropped, damaged, left outdoors, or dropped into water, have it repaired at an authorized service center.
- » Do not pull or carry by cord, use cord as a handle, close a door on cord, or pull cord around sharp

- edges or corners. Do not run appliance over cord. Keep cord away from heated surfaces.
- » Do not unplug by pulling on cord. To unplug, grasp the plug, not the cord.
- » Do not hand the plug with wet hands.
- » Do not put any object into opening.
- » Do not use with any opening blocked.
- » Keep openings free of dust, lint, hair and anything that may reduce airflow.
- » Keep hair, loose clothing, fingers, and all parts of body away from openings and moving parts.
- » Use extra care when cleaning stairs.
- » Do not pick up flammable materials (lighter fluid, gasoline, kerosene, etc.) or use in the presence of explosive liquids or vapors.
- » Always turn off this appliance before unplugging.
- » Do not pick up toxic material (chlorine bleach, ammonia, drain cleaner, etc.).
- » Do not use vacuum cleaner in an enclosed space filled with vapors given off by oil base paint, paint thinner, some moth proofing substances, flammable dust, or other explosive or toxic vapors.
- » Do not pick up hard or sharp objects such as glass, nails,

screws, coins, etc.

- » Do not pick up anything that is burning or smoking, such as cigarettes, matches, or hot ashes.
- » Do not use without dust cup or filters in place.
- » Use only on dry, indoor surfaces.
- » Keep appliance on a level surface.
- » Do not immerse in water or liquid.
- » If the supply cord is damaged, it must be replaced by the manufacturer, its service agent or similarly qualified persons in order to avoid a hazard.
- » If your appliance is fitted with a nonrewireable BS 1363 plug it must not be used unless a 13 amp (ASTA approved to BS 1362) fuse is fitted in the carrier contained in the plug. Spares may be obtained from your BISSELL supplier. If for any reason the plug is cut off, it must be disposed of, as it is an electric shock hazard should it be inserted into a mains socket.

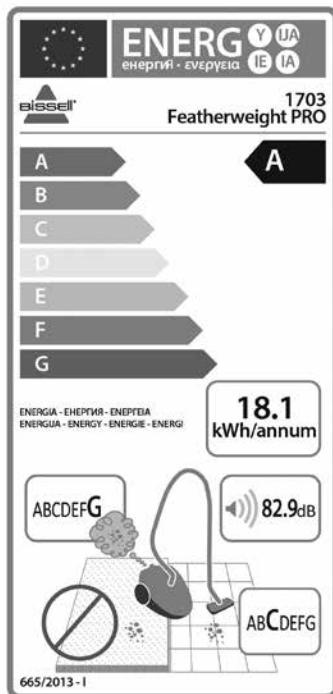
SAVE THESE INSTRUCTIONS

FOR OPERATION ON A 220-240 VOLT A.C. 50/60 HZ POWER SUPPLY ONLY.

This model is for household use only.

This vacuum is not intended for carpets with the included hard floor nozzle.

Ratings are calculated based on testing to the EN 60312-1 standard as outlined in Directive 2009/125/EC of European Parliament.



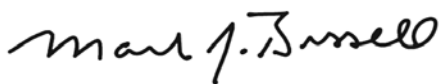
Thanks for buying a BISSELL vacuum

We're glad you purchased a BISSELL vacuum. Everything we know about floor care went into the design and construction of this complete, high-tech home cleaning system.

Your BISSELL vacuum is well made, and we back it with a limited one-year guarantee. We also stand behind it with a knowledgeable, dedicated Consumer Care department, so, should you ever have a problem, you'll receive fast, considerate assistance.





My great-grandfather invented the floor sweeper in 1876. Today, BISSELL is a global leader in the design, manufacture, and service of high quality homeware products like your BISSELL vacuum.

Thanks again, from all of us at BISSELL.



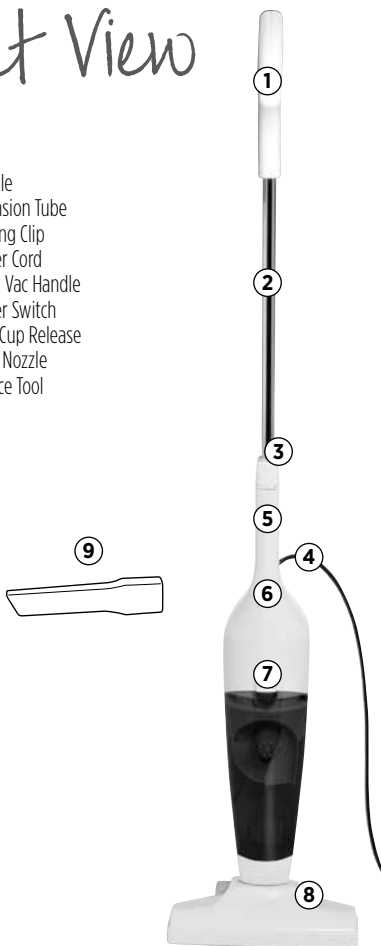
Mark J. Bissell
Chairman & CEO

Safety Instructions.....	2
Product View.....	4
Operations.....	4
Maintenance & Care.....	5
Troubleshooting.....	5
Guarantee.....	6
Consumer Care.....	6

	WARNING	AN ACTION OR ATTENTION IS NEEDED TO THIS AREA IN ORDER TO REDUCE THE RISK OF ELECTRIC SHOCK, FIRE, OR INJURY
	GUIDE	READ USER GUIDE FOR COMPLETE SAFETY AND USER INSTRUCTIONS
 	WEEE	DO NOT THROW THE APPLIANCE AWAY WITH THE NORMAL HOUSEHOLD WASTE AT THE END OF ITS LIFE, BUT HAND IT IN AT AN OFFICIAL COLLECTION POINT FOR RECYCLING. BY DOING THIS YOU WILL HELP TO PRESERVE THE ENVIRONMENT.

Product View

- 1 Handle
- 2 Extension Tube
- 3 Locking Clip
- 4 Power Cord
- 5 Hand Vac Handle
- 6 Power Switch
- 7 Dust Cup Release
- 8 Floor Nozzle
- 9 Crevice Tool



WARNING

Plastic film can be dangerous. To avoid danger of suffocation, keep away from babies and children.

WARNING

Do not plug in your vacuum cleaner until you are familiar with all instructions and operating procedures.

WARNING

To reduce the risk of electric shock, turn power switch off and disconnect polarized plug from electrical outlet before performing maintenance or troubleshooting checks.

Operations

How to use your BISSELL FeatherWeight Vacuum

Our Featherweight vacuum can be used in three ways.

1-2. As a Floor or Multi-Purpose Vacuum: Open the latch on the handle of the hand vacuum, insert the extension tube and close the latch to secure the handle. The floor nozzle or crevice tool can be inserted to the opening of the hand vacuum for versatile cleaning.

3) As a Hand Vacuum: Open the latch on the handle of the hand vacuum, and remove the extension tube.



Maintenance & Care

Emptying the dirt container



⚠️ WARNING

To reduce the risk of electric shock, turn power switch off and disconnect polarized plug from electrical outlet before performing maintenance or troubleshooting checks.

Cleaning the filter

For best performance, clean the filter after each use.

NOTE: The filter cannot be removed from the frame, and is washable. The filter must be completely dry before reassembling or using.

⚠️ WARNING

Do not operate cleaner with damp or wet filters or without filters in place.



Troubleshooting

⚠️ WARNING

To reduce the risk of electric shock, turn power switch off and disconnect polarized plug from electrical outlet before performing maintenance or troubleshooting checks.

Problem	Possible causes	Remedies
Vacuum won't run	Power cord not firmly plugged in	Check electrical plug
Vacuum cleaner doesn't vacuum effectively	Filter clogged or wet	Follow instructions for cleaning filter
	Dirt container clogged	Follow instructions for emptying dirt container
Dust blows out of the air vents	Filter frame not properly secure to dirt container	Secure filter frame.

Consumer Guarantee

This Guarantee only applies outside of the USA and Canada. It is provided by BISSELL International Trading Company BV ("BISSELL").

This Guarantee is provided by BISSELL. It gives you specific rights. It is offered as an additional benefit to your rights under law. You also have other rights under law which may vary from country to country. You can find out about your legal rights and remedies by contacting your local consumer advice service. Nothing in this Guarantee will replace or lessen any of your legal rights or remedies. If you need additional instruction regarding this Guarantee or have questions regarding what it may cover, please contact BISSELL Consumer Care or contact your local distributor.

This Guarantee is given to the original purchaser of the product from new and is not transferable. You must be able to evidence the date of purchase in order to claim under this Guarantee.

Limited One-Year Guarantee

Subject to the *EXCEPTIONS AND EXCLUSIONS identified below, BISSELL will for one year from the date of purchase by the original purchaser repair or replace (with new or remanufactured components or products), at BISSELL's option, free of charge, any defective or malfunctioning part or product.

BISSELL recommends that the original packaging and evidence of the date of purchase be kept for the duration of the Guarantee period in case the need arises within the period to claim on the Guarantee. Keeping the original packaging will assist with any necessary re-packaging and transportation but is not a condition of the Guarantee.

If your product is replaced by BISSELL under this Guarantee, the new item will benefit from the remainder of the term of this Guarantee (calculated from the date of the original purchase). The period of this Guarantee shall not be extended whether or not your product is repaired or replaced.

*EXCEPTIONS AND EXCLUSIONS FROM THE TERMS OF THE GUARANTEE

This Guarantee applies to products used for personal domestic use and not commercial or hire purposes. Consumable components such as filters, belts and mop pads, which must be replaced or serviced by the user from time to time, are not covered by this Guarantee.

This Guarantee does not apply to any defect arising from fair wear and tear. Damage or malfunction caused by the user or any third party whether as a result of accident, negligence, abuse, neglect, or any other use not in accordance with the User Guide is not covered by this Guarantee.

An unauthorised repair (or attempted repair) will void this Guarantee whether or not damage has been caused by that repair/attempt.

Removing or tampering with the Product Rating Label on the product or rendering it illegible will void this Guarantee.

SAVE AS SET OUT BELOW BISSELL AND ITS DISTRIBUTORS ARE NOT LIABLE FOR ANY LOSS OR DAMAGE THAT IS NOT FORESEEABLE OR FOR INCIDENTAL OR CONSEQUENTIAL DAMAGES OF ANY NATURE ASSOCIATED WITH THE USE OF THIS PRODUCT INCLUDING WITHOUT LIMITATION LOSS OF PROFIT, LOSS OF BUSINESS, BUSINESS INTERRUPTION, LOSS OF OPPORTUNITY, DISTRESS, INCONVENIENCE OR DISAPPOINTMENT. SAVE AS SET OUT BELOW BISSELL'S LIABILITY WILL NOT EXCEED THE PURCHASE PRICE OF THE PRODUCT.

BISSELL DOES NOT EXCLUDE OR LIMIT IN ANY WAY ITS LIABILITY FOR (A) DEATH OR PERSONAL INJURY CAUSED BY OUR NEGLIGENCE OR THE NEGLIGENCE OF OUR EMPLOYEES, AGENTS OR SUBCONTRACTORS; (B) FRAUD OR FRAUDULENT MISREPRESENTATION; (C) OR FOR ANY OTHER MATTER WHICH CANNOT BE EXCLUDED OR LIMITED UNDER LAW.

Consumer Care

If your BISSELL product should require service or to claim under our Limited One-Year Guarantee, please visit:

Website:

www.BISSELL.com

For European inquiries:

BISSELL International Trading Company B.V.
Stadhouderskade 55
1072 AB Amsterdam
The Netherlands

Visit the BISSELL website: www.BISSELL.com

When contacting BISSELL, have model number of cleaner available.

Please record your Model Number: _____ Please record your Purchase Date: _____

NOTE: Please keep your original sales receipt. It provides proof of the date of purchase in the event of a Guarantee claim. See Guarantee for details.



©2016 BISSELL Homecare, Inc
Grand Rapids, Michigan
All rights reserved. Printed in China
Part Number 160-9782 05/16
Visit our website at: www.BISSELL.com