








Personskyddsbrytare Kompakt typ A, Elektromekanisk, 1P+N, 6kA, B, 16A, 30mA, 230V, 1 modul bred

Model	
product brand name	SETRON
product designation	RCBO
design of the product	Instantaneous
General technical data	
number of poles	2
number of poles / note	1P+N
number of poles / with protection	1
tripping characteristic class	B
mechanical service life (switching cycles) / typical	10 000
overvoltage category	III
degree of pollution	2
Voltage	
surge current resistance / at (8/20) μ s	1 kA
Supply voltage	
type of voltage	AC
operational current / at AC / rated value	16 A
supply voltage	
• at AC / rated value	230 V
• for testing equipment / minimum	195 V
operating frequency	50 Hz
supply voltage frequency / rated value	50 Hz
Protection class	
protection class IP	IP20, if the distribution board is installed, with connected conductors
Switching capacity	
breaking capacity short-circuit current (I _{cn}) / according to EN 61009-1 / rated value	6 kA
switching capacity current	
• acc. to EN 60898 / rated value	6 kA
• acc. to IEC 60947-2 / rated value	15 kA
rated residual switching capacity (I _{Δm}) / according to IEC 61009-1	4.5 kA
energy limitation class	3
Dissipation	
power loss [W]	
• for rated value of the current / at AC / in hot operating state / per pole	1.85 W
• maximum	3.7 W

Current		
tripping fault current / rated value	30 mA	
residual current type	A	
Product details		
product function / neutral conductor switching	Yes	
product feature / touch protection	Yes	
product feature		
• halogen-free	Yes	
• silicon-free	Yes	
Connections		
connectable conductor cross-section / solid		
• minimum	0.75 mm ²	
• maximum	16 mm ²	
connectable conductor cross-section / stranded		
• minimum	0.75 mm ²	
• maximum	16 mm ²	
connectable conductor cross-section / finely stranded / with core end processing		
• minimum	0.75 mm ²	
• maximum	10 mm ²	
tightening torque / with screw-type terminals		
• minimum	1.2 N·m	
• maximum	2 N·m	
position / of power supply cord	Either top or bottom	
Mechanical Design		
height	90 mm	
width	18 mm	
depth	77 mm	
installation depth	70 mm	
number of modular width units	1	
mounting position	any	
net weight	117 g	
weight / with packaging	133 g	
Environmental conditions		
influence of the surrounding temperature	Max. 95% humidity	
ambient temperature / during operation		
• minimum	-25 °C	
• maximum	45 °C	
ambient temperature / during storage		
• minimum	-40 °C	
• maximum	75 °C	
number of test cycles / for environmental testing / acc. to IEC 60068-2-30	28	
Certificates		
reference code		
• acc. to DIN EN 61346-2	F	
• acc. to IEC 81346-2	F	
General Product Approval	Declaration of Conformity	Test Certificates
	  	 Special Test Certificate
Test Certificates	other	

[Special Test Certificate](#)

[Special Test Certificate](#)

[Special Test Certificate](#)

[Special Test Certificate](#)

[Miscellaneous](#)

[Confirmation](#)

other

[Miscellaneous](#)

[Miscellaneous](#)

[Miscellaneous](#)

[Miscellaneous](#)

Further information

Information- and Downloadcenter (Catalogs, Brochures,...)

<http://www.siemens.com/lowvoltage/catalogs>

Industry Mall (Online ordering system)

<https://mall.industry.siemens.com/mall/en/en/Catalog/product?mlfb=5SV1316-6KK16>

Service&Support (Manuals, Certificates, Characteristics, FAQs,...)

<https://support.industry.siemens.com/cs/ww/en/ps/5SV1316-6KK16>

Image database (product images, 2D dimension drawings, 3D models, device circuit diagrams, ...)

http://www.automation.siemens.com/bilddb/cax_en.aspx?mlfb=5SV1316-6KK16

Tender specifications

<http://www.siemens.com/specifications>

