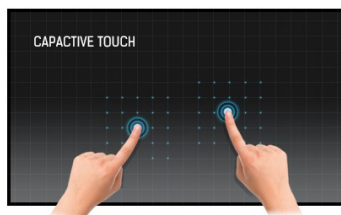





55" 12pt open frame touch monitor built into an eye catching bezel with edge-to-edge glass

With 1920x1080 Full HD resolution and Projective Capacitive 12 point touch technology, the ProLite TF5537MSC-B2AG delivers seamless and accurate touch response. Featuring an IPS Edge LED LCD screen technology, it offers exceptional colour performance and wide viewing angles, making it a perfect display for Interactive Digital Signage. In addition to the superb image quality, the screen comes with a rugged bezel and the panel withstands the 60950-1 ball drop test, making it suitable for demanding environments like table top integration. The open frame ProLite TF5537MSC-B2AG is the ideal solution for Interactive Digital Signage, Instore Retail, Kiosks and Interactive Presentations.



TOUCH TECHNOLOGY - CAPACITIVE

This technology uses a sensor-grid of micro-fine wires integrated into the glass that covers the screen. Touch is detected because electrical characteristics of the sensor grid change when human finger is placed on the glass. Thanks to the glass overlay this technology is highly durable, and the touch function remains unaffected even if the glass is scratched. It offers perfect picture performance and will work with human finger (also latex gloved) and stylus-pen.



OPEN FRAME

Open frame monitors are an ideal solution for kiosk integrators and Instore Retail.

1. DISPLAY CHARACTERISTICS

ASPECT RATIO	16 : 9
PANEL	IPS LED, AG coated glass
NATIVE RESOLUTION	Full HD 1080p, 1920 x 1080 (2.1 megapixel)
BRIGHTNESS	500 cd/m ² typical
BRIGHTNESS	420 cd/m ² with touch panel
CONTRAST	1100 : 1 typical
RESPONSE TIME	12ms
VIEWING ZONE	horizontal/vertical: 178° / 178° ; right/left: 89° / 89° ; up/down: 89° / 89°
DISPLAY COLOUR	16.7 million
TOUCHTECHNOLOGY	projective capacitive, multitouch (12 compatible touch points - HID, only with supported OS), activated by finger
TOUCH POINTS	12
GLASS THICKNESS	5 mm
GLASS HARDNESS	6H minimum
LIGHT TRANSMITTANCE	84%
DISPLAY AREA H X W	680.4 x 1209.6 mm; 26.8" x 47.6"
PIXEL PITCH H X V	0.4833 x 0.4833 mm
HORIZONTAL SYNC	31.47 - 67.5kHz
VERTICAL SYNC	47 - 63Hz
SYNCHRONIZATION	Separate Sync
MAX. NON-STOP OPERATING TIME	24 hours/day
ANTI-GLARE COATING	yes

2. INTERFACES & CONNECTORS

VIDEO IN	VGA, DVI, HDMI
AUDION IN	MiniJack
AUDIO OUT	speakers
CONTROLS	RS232C, USB (touch), IR Extender

3. FEATURES

PLUG & PLAY	VESA DDC2B™
CONTROLS	On-Screen-Display in 8 languages (EN, FR, ES, DE, NL, PL, RUS, IT) and 6 front controls (Power, Scroll up/ Volume+, Scroll down/ Volume-, Auto/Exit, Input Select/OK, Menu)
USER CONTROLS	brightness, contrast, colour settings, display adjust (aspect ratio, gamma, sharpness, H. position, V. position, clock, phase, auto adjust) other settings (language, OSD time out, volume, mute, fan, anti image retention, opening logo, factory reset) schedule settings (date and time, timer day set, on timer input select, reset) input source, information
SPEAKERS	2 x 7 W (Stereo)
REGULATIONS	CE, TÜV-Bauart, CU, 60950-1 ball drop test

VESA MOUNTING	600 x 400 mm
COLOUR	Black
EXTERNAL CONTROLS	yes
ORIENTATION	landscape/portrait/face-up
METAL BEZEL	yes
BALL DROP TEST PROOF	yes
WATER AND DUST PROTECTION	IPX1

4. ACCESSORIES

DRIVER	multi-touch: Windows® 7/8/10, Linux (3.8x)
INCLUDED ACCESSORIES	power cable, VGA signal cable, signal cable, USB cable, IR extender, remote control, battery, cable clamper, quick start guide, safety guide
OPTIONAL ACCESSORIES	wall mounts MD 052B2000 (landscape) & MD 052B1010 (portrait)

5. POWER MANAGEMENT

POWER SUPPLY	AC 100 - 240 V, 50 / 60 Hz
POWER SUPPLY UNIT	internal
POWER USAGE	76 W typical; max. 0.5 W in Power management mode
POWER MANAGEMENT	VESA DPMS

6. EU ENERGY EFFICIENCY LABEL

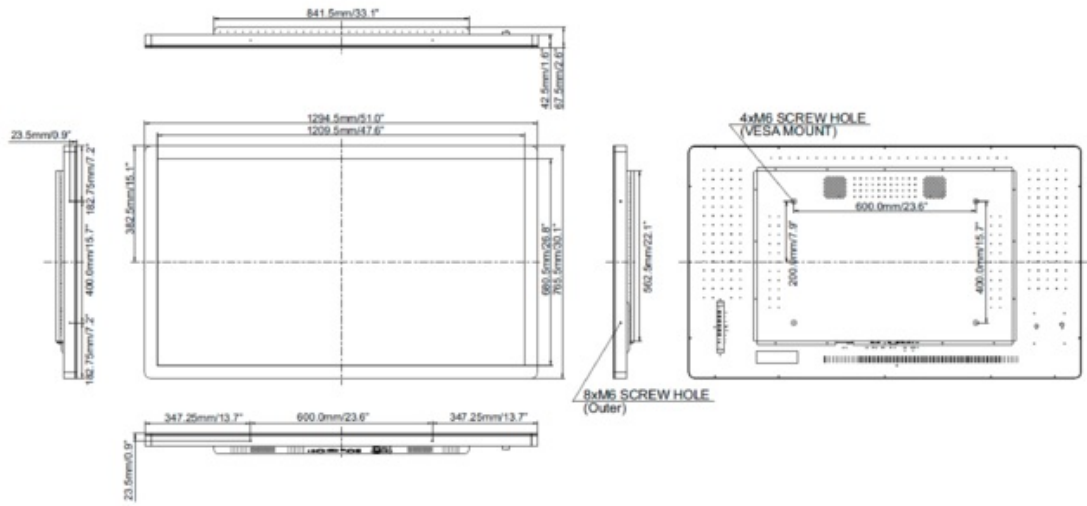
ENERGY EFFICIENCY CLASS	B
ON MODE POWER CONSUMPTION	114.7W
ANNUAL ENERGY CONSUMPTION	168 kWh/annum*
VISIBLE SCREEN DIAGONAL	139 cm; 54.6"; (55" segment)

This is information under Regulation (EU) No 1062/2010.

**Based on the power consumption of the television operating 4 hours per day for 365 days. The actual energy consumption will depend on how the television is used.*

7. DIMENSIONS & WEIGHT

DIMENSIONS W X H X D	1294.5 x 765.5 x 67.5 mm
WEIGHT	45.7 kg



All trademarks and registered trademarks acknowledged. E & O E. Specification subject to change without notice. All LCD's comply with ISO-9241-307:2008 in connection with pixel defects.

© IYAMA CORPORATION (). ALL RIGHTS RESERVED.