

名称: BT30D说明书


材质: 80G书写纸

尺寸: 展开120\*480 折叠120\*80mm


印刷: 彩色

装裱: 折页

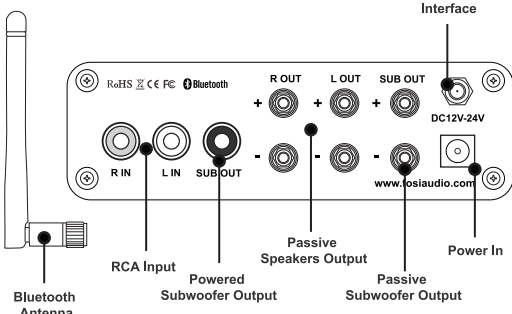
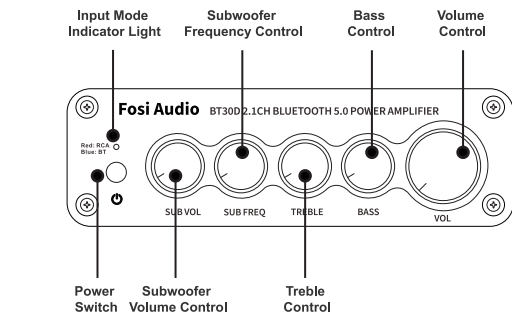
注: 成品没有黑色边框



### BT30D Bluetooth Power Amplifier User's Guide



#### Product Details



#### Product Specifications

Fosi Audio BT30D is a HiFi Bluetooth 5.0 power amplifier that features SUB Volume/Frequency control, Bass/ Treble control. The BT30D supports Bluetooth or RCA input, suitable for most home passive speakers, passive/powered subwoofer. The BT30D adopts 2 PCS Texas Instruments (TI) TPA3116D2 high-performance chips to output 200W stably, low distortion to show ultra-high-definition sound quality. The perfect solution to meet all your audio needs! Let's join the audiophile's music journey with Fosi Audio BT30D!

Audio Input :	Bluetooth , RCA
Output interfaces :	Sub pre-out, Speaker's output, Subwoofer output
Output :	Active (powered) subwoofer, passive subwoofer, passive speakers.
Power amplifier chip :	TPA3116D2
Power Adapter :	24V/4.5A
DC Input Range :	12-24V
THD :	≤ 0.04%
SNR :	> 98dB
Frequency Range :	20Hz ~ 20kHz (±1 dB)
Input Sensitivity :	≤ 280mV
Terminating Impedance :	2-8 Ohm
MAX Power Output :	50W x 2+100W
Bluetooth Transmission Distance :	Up to 50 Ft
Power output :	20-200watt

#### Package Contents

BT30D Bluetooth Amplifier ×1  
Bluetooth Antenna ×1  
User Manual ×1  
Power Adapter ×1

#### Quick Setup

##### How to Use?

**Step 1:** ① Connect the power adapter to the socket and the BT30D. Please make sure the blue LED light on the power adapter stays on.  
② You can use the banana plugs or bare wires to connect the passive subwoofer and passive speakers to the BT30D.  
③ You can use the RCA cable to connect the powered subwoofer to the BT30D.  
④ Then turn on the power switch on the front panel of the BT30D.

**Step 2:** ① RCA line input: Use an RCA cable to connect the BT30D and your device. The input mode indicator light will turn red after a successful connection.  
② Bluetooth input: Turn on the Bluetooth on your device, then select "Fosi Audio BT30D" for pairing, the input mode indicator light will turn blue after a successful connection. Once Bluetooth is connected, the RCA input will be interrupted. If you want to use the RCA input again, just disconnect the Bluetooth.

**Step 3:** Adjust the volume control, SUB volume/Frequency control, Bass/Treble control, then enjoy it!


#### Q&A/ Troubleshooting

##### 1. Get noise when playing music?

- Try to use other Bluetooth devices. Weak or unstable Bluetooth signal will cause this problem, try to close your device to the BT30D.
- Try another RCA cable and make sure the audio cable is connected correctly.
- Please unplug the RCA cable from the amplifier, and then turn it on to have a try.
- Please change the audio cable and audio source to have a try.
- Did you set the "treble" volume to the top? please volume down the "Treble" volume.
- The gain of BT30D is larger than other model, you can volume down the "Treble" sound. Some speakers are very sensitive so that the white noise will be obvious, it's normal that BT30D has some noise when you turn up the "Treble" volume.
- Make sure that all the cables are completely pushed into the device, incompletely connection will cause this issue.
- Please keep this device away from other electronic devices.

##### 2. All cables are connected, but there is no audio output?

- Please check the indicator light on the front panel of the amplifier and the power supply are on.
- If the indicator light is on, please check if the volume knob is at the minimum state, if it is, please turn up the volume.
- Make sure that BT30D is in the play mode you want.



**Note:** Bluetooth input mode (The input mode indicator light will turn blue.) RCA input mode (The input mode indicator light will turn red.) Once Bluetooth is connected, the RCA input will be interrupted.

- Please check if the audio source is paused.
- Please try to change the sound source, cables and speakers/subwoofer.
- Restart the BT30D and your device, then try to connect again.

**Note:** Make sure that all the cables are completely pushed into the device.

### 3. My Bluetooth device can't pair with BT30D?

- Make sure that BT30D is powered on and the LED light on the power adapter is blue.
- Make sure that BT30D is not paired with other devices.
- Make sure that the distance between your device and BT30D is not too long, close your device to BT30D to have a try.
- Make sure there are no obstacles between your device and BT30D, obstacles will affect the Bluetooth operation distance.
- Please try to change another Bluetooth audio source to test.
- Please replug the power supply, move the amplifier to another room and test it again.
- Restart the BT30D and then try to connect again, try to use another brand of mobile phone.

### 4. One channel does not work?

- Please test whether the Bluetooth and RCA input have the same problem first.
- If the two modes have the same problem, swap the speaker cables of the left and right channels, or change another speaker, and then test whether this channel still does not work;
- If only RCA or Bluetooth mode does not work, change the audio source, change the RCA cable and test again, and make sure that all the cables are completely pushed into the device.

### 5. Can I connect a turntable to it?

- If your turntable has a built-in phono preamp, you can directly connect the BT30D to your turntable with RCA cable.
- If your turntable does not have a built-in phono preamp, you need to add a phono preamp to the turntable and BT30D, similar to our BOX X2.

### 6. Can't power on?

- Make sure that the LED light on the power adapter is on.
- If it does not light up: Unplug the power adapter from the BT30D, plug the power adapter directly into the AC power source, and see if the LED will light up. If it still does not light up, it may be a problem with the power adapter. Please contact us to replace the power adapter.
- You can use the DC12-24V power adapter of the camera or router to connect the BT30D to test whether the BT30D can be turned on.

### 7. Sound quality is not good?

- Make sure all the cables are fully connected.
- Adjust the treble and bass control of the power amplifier to achieve the right tone.
- Please try to change the sound source and cables to test.

### 8. Does the BT30D support Bluetooth aptX and Low Latency?

- No. BT30D does not support Dolby, aptX, aptX HD and aptX Low Latency.

### 9. Can this amp be left on all the time?

- It can be connected all the time and it is safe without power consumption.

### 10. Should I unplug the power cord?

- If the item will not be used for a long time, please unplug the power plug to prevent the item from being burnt due to lightning strike.

### 11. Do I have to connect all the outputs of BT30D? Can I only connect one speaker? Or just use it as a subwoofer preamp?

- Yes, you can do it. You don't need to connect all the outputs.

### 12. What does the SUB FREQ knob do? Does it only adjust the frequency output by the passive subwoofer?

- SUB FREQ is to adjust the output frequency of passive subwoofer and pre-out, the adjustment range is 0-300Hz.

### 13. Can the BT30D be used as a 2.0 channel power amplifier? Can it be used without connecting the subwoofer?

- Yes.

### 14. Is the Bass adjustment effective for the passive subwoofer of the BT30D?

- Yes, it works.

### 15. Why Bluetooth is intermittent?

- Use another Bluetooth device to have a try.
- Ensure that there is no interference from other electronic equipment between the BT30D and the audio source.
- Put your device close to the BT30D.
- Replug the power adapter.

### 16. What speakers are suitable for the BT30D?

- BT30D is suitable for most home audio-visual systems, it can drive 20-200watt, 2-8ohm speakers.

### 17. Why the sound cut in and cut out?

- Try to reduce the sound of the sound source.
- Try to change the audio source to test.
- Reduce the volume of the treble and bass knob on the BT30D.
- Ensure that the positive and negative poles of the speaker output do not touch together. Some relatively large banana plugs are easy to touch together and cause a short circuit.

### 18. Can I take the BT30D to other countries?

- Yes, the wide voltage AC 110-240V for power input can be used in any country. You only need to match the power cord adapter of the corresponding country.

#### Warranty Information

All Fosi Audio products have an 18-month limited warranty on parts and labor from the date of purchase. Please contact us if you have any problems.

#### About Fosi Audio

Fosi Audio designs and builds innovative audio products with all your music in mind. Great sound, simple but elegant designs, high-quality materials, and truly useful features are what Fosi Audio is about. We sincerely hope you get as much enjoyment from our products as we've had to create them!

**Our website:** [www.fosiaudio.com](http://www.fosiaudio.com)  
**Amazon store:** [www.amazon.com/fosiaudio](http://www.amazon.com/fosiaudio)  
**Our Youtube channel:** Fosi Audio  
**Our Facebook page:** Fosi Audio  
**After-sale Service and Technical Support Email:** [support@fosiaudio.com](mailto:support@fosiaudio.com)  
[fosiaudio@hotmail.com](mailto:fosiaudio@hotmail.com)

