

## T8 Luxline Plus Special Length

F38W/T8/840  
0001520

### Product features



### NOTES

undefined

### PRODUCT OVERVIEW

Product name	F38W/T8/840
Technology	Fluorescent
Watt (Rated) (W)	38.50
Lamp shape	Tube, double-ended
Type	T8 Luxline Plus Special Length
Cap/Base	G13
Lamp finish	Frosted/Coated
Fixture rating	Open
General application	Education, Hospitality, Logistics & Industry, Museums & Galleries, Office, Retail, Residential & Consumer
ETIM Class	EC000108
Luminous flux (lm)	3300
Colour temperature (K)	4000
Light colour	Cool White
Colour Code	840
CRI (Ra)	85
Colour Variation Initial (SDCM)	SDCM5
Photobiological Risk Group	Not applicable
Wattage (W)	38.00
Product Voltage (V)	104
Dimmable	Yes
Dimming method	Mains: leading / trailing edge
Average life (Nominal) (h)	20000
Product EAN number	5410288015200

### DATA TABLE

#### General data

Product name	F38W/T8/840
--------------	-------------

## T8 Luxline Plus Special Length

F38W/T8/840  
0001520

Technology	Fluorescent
Watt (Rated) (W)	38.50
Lamp shape	Tube, double-ended
Type	T8 Luxline Plus Special Length
Cap/Base	G13
Lamp finish	Frosted/Coated
Fixture rating	Open
General application	Education, Hospitality, Logistics & Industry, Museums & Galleries, Office, Retail, Residential & Consumer
ETIM Class	EC000108

### Optical data

Luminous flux (lm)	3300
Luminous flux (Rated) (lm)	3300
Ambient temperature for maximum luminous flux (°C)	25
Colour temperature (K)	4000
Light colour	Cool White
Colour Code	840
CRI (Ra)	85
Colour Variation Initial (SDCM)	SDCM5
Adjustable chromaticity	N
Photobiological Risk Group	Not applicable
Rated lumen maint. factor (%) at 2000 h 50Hz	0.96
Rated lumen maint. factor (%) at 4000 h 50Hz	0.94
Rated lumen maint. factor (%) at 6000 h 50Hz	0.92
Rated lumen maint. factor (%) at 8000 h 50Hz	0.91
Rated lumen maint. factor (%) at 12000 h 50Hz	0.90
Rated lumen maint. factor (%) at 16000 h 50Hz	0.89
Rated lumen maint. factor (%) at 20000 h 50Hz	0.87

### Electrical data

Wattage (W)	38.00
Watt (Rated) - High frequency (W)	32.00
Current (A)	0.430
Product Voltage (V)	104
Control gear required	Yes
Transformer required	No
Dimmable	Yes
Dimming method	Mains: leading / trailing edge
Drive current (mA)	430
Lamp Energy Label (class)	G
kWh per 1000 hours burning time	45

## T8 Luxline Plus Special Length

F38W/T8/840

0001520

### Lifetime data

Average life (Nominal) (h)	20000
Average life (Rated) (h)	20000
Rated survival factor (%) at 2000 h 50Hz	0.99
Rated survival factor (%) at 4000 h 50Hz	0.98
Rated survival factor (%) at 6000 h 50Hz	0.96
Rated survival factor (%) at 8000 h 50Hz	0.94
Rated survival factor (%) at 12000 h 50Hz	0.92
Rated survival factor (%) at 16000 h 50Hz	0.80
Rated survival factor (%) at 20000 h 50Hz	0.50

### Physical data

Nominal Product Length (mm)	1050.0
Nominal Product Diameter (mm)	26
Max. Length base to base (mm) - A	1047.0
Length base to pin Min-Max (mm) - B	1051.7-1054.1
Max. Lamp Length (mm) - C/L	1061.2
Max. Lamp Diameter (mm) - D	28.0
Weight (kg)	0.14

### Packaging


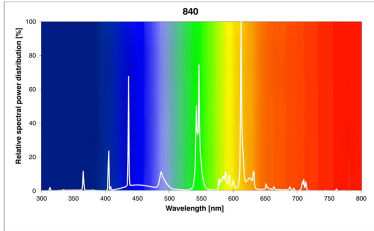
Single packaging type	Carton
Product EAN number	5410288015200
Packaging single length / height (cm)	106.2
Packaging single width (cm)	2.9
Packaging single depth (cm)	2.8
DUN14 (outer)	15410288015207
Units per outer package	25
Packaging outer length / height (cm)	109.0
Packaging outer width (cm)	15.5
Packaging outer depth (cm)	15.0

### Safety data

Lamp mercury content (mg)	2.80
Breakage cleaning instructions	Applicable
Recommendation for disposal at end of life	Applicable
Special purpose lamp	Yes
Suitable for household illumination	Yes

## PHOTOMETRY

## T8 Luxline Plus Special Length F38W/T8/840 0001520



**39**  
kWh/1000h




2019/2015

# SYLVANIA

T8 Luxline Plus Special Length  
F38W/T8/840  
0001520



0001520



**39**  
kWh/1000h



2019/2015