

## DULUX D 10 W/827

OSRAM DULUX D | CFLni, 2 tubes, with 2-pin base for CCG operation



### Areas of application

- Offices, public buildings
- Shops
- Supermarkets and department stores
- Hotels, restaurants
- Industry

### Product benefits

- Extremely economical
- Good quality of light
- Excellent luminous flux
- Long service life
- Improved maintenance

### Product features

- Average life: 10,000 h
- Color rendering index  $R_a$ : 80...89
- Short and compact pin-base lamp with double-turn tubes
- Single-ended two-pin plug-in G24d base



# Product datasheet

## Technical data

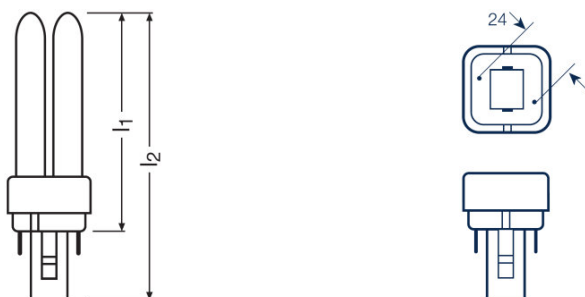
### Electrical data

Nominal wattage	10.00 W
Rated wattage	10.00 W

### Photometrical data

Nominal luminous flux	600 lm
Light color (designation)	LUMILUX INTERNA
Luminous flux at	600 lm
Rated luminous flux	600 lm
Rated color temperature	2700 K
Color rendering index Ra	80...89
Rated LLMF at 2,000 h	0.85
Rated LLMF at 4,000 h	0.78
Rated LLMF at 6,000 h	0.76
Rated LLMF at 8,000 h	0.75

### Dimensions & weight



Diameter	11.0 mm
Overall length	108.0 mm
Length	110.0 mm
Length acc. to IEC standard	95 mm
Length with base excl. base pins/connection	87.00 mm
Outer bulb	T11
Maximum diameter	11.0 mm

### Lifespan

Nominal lamp life time	10000 h
------------------------	---------

## Product datasheet

Rated lamp life time	10000 h
Service life	6500 h
Rated lamp survival factor at 2,000 h	0.99
Rated lamp survival factor at 4,000 h	0.99
Rated lamp survival factor at 6,000 h	0.95
Rated lamp survival factor at 8,000 h	0.81
Operation mode LLMF/LSF	50 Hz
Lifespan	10000 h <sup>1)</sup>

<sup>1)</sup> With CCG/LLCG

### Additional product data

Base (standard designation)	G24d-1
Mercury content	1.3 mg

### Capabilities

Dimmable	No
Suitable for indoor	Yes

### Certificates & standards

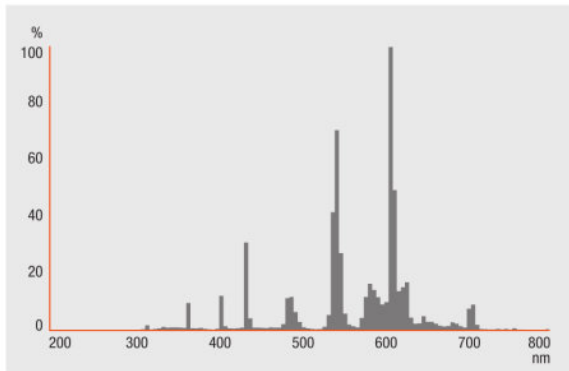
Energy efficiency class	B
Energy consumption	13 kWh/1000h

### Country specific categorizations

ILCOS	FSQ-10/827-I-G24d-1
-------	---------------------

## Light Distribution

---



Spectral power distribution

---

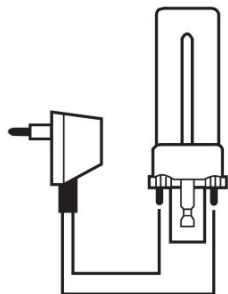
## Equipment / Accessories

- Suitable for operation on conventional control gear

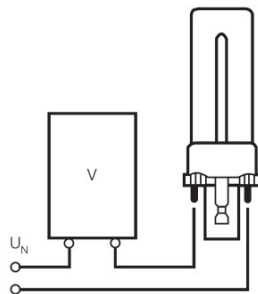
---

## Safety advice

In case of lamp breakage: [www.osram.com/brokenlamp](http://www.osram.com/brokenlamp)



Circuit diagram



Circuit diagram

## Product datasheet

---

### Logistical Data

Product code	Product description	Packaging unit (Pieces/Unit)	Dimensions (length x width x height)	Volume	Gross weight
4050300008110	DULUX D 10 W/827	Shipping carton box 10 Pieces Folding carton box	186 mm x 133 mm x 93 mm	2.30 dm <sup>3</sup>	478.00 g

---

The mentioned product code describes the smallest quantity unit which can be ordered. One shipping unit can contain one or more single products. When placing an order, for the quantity please enter single or multiples of a shipping unit.

---

### Disclaimer

Subject to change without notice. Errors and omission excepted. Always make sure to use the most recent release.