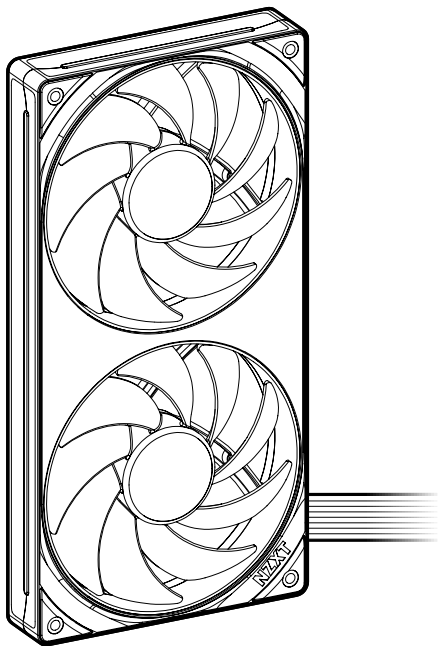


NZXT



F RGB CORE

240MM | 280MM | 360MM

SINGLE-FRAME RGB FAN UNIT

TABLE OF CONTENTS

VERSION 2, 2024/05/16

COMPONENT LIST 01

HARDWARE INTRODUCTION 02

INSTALLATION - CONNECTING TO THE MOTHERBOARD 03

INSTALLATION - CONTROLLER (OPTIONAL) 06

SOFTWARE SETUP 07

NZXT GLOBAL WARRANTY POLICY 08

REGULATORY STATEMENT 11

限用物质及元素列表 / 限用物質及元素清單..... 13

SUPPORT AND SERVICE 14

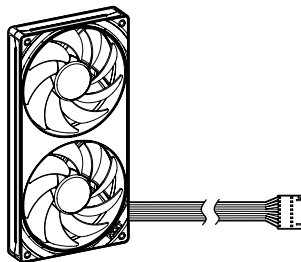
COMPONENT LIST

LISTA DE COMPONENTES
LISTE DES COMPOSANTS
KOMPONENTENLISTE
ELENCO DEI COMPONENTI
LISTA DE COMPONENTES

구성품 목록
部品リスト
零件表
零件表

A RGB Core Fan

x1




B Mounting Screws

x4



C NZXT RGB & PWM Adapter Cable

x1



- A. Ventilador Core RGB
- B. Tornillos de montaje
- C. RGB de NZXT y cable adaptador PWM

- A. Ventola RGB Core
- B. Viti di montaggio
- C. Cavo adattatore NZXT RGB e PWM

- A. RGBコアファン
- B. 取付ねじ
- C. NZXT RGB & PWMアダプタケーブル

- A. Ventilateur RGB Core
- B. Vis de montage
- C. Câble adaptateur NZXT RGB et MLI

- A. Ventoinha RGB Core
- B. Parafusos de fixação
- C. Cabo Adaptador PWM & RGB NZXT

- A. RGB Core 風扇
- B. 安裝螺絲
- C. NZXT RGB & PWM 轉接線

- A. RGB Core-Lüfter
- B. Montageschrauben
- C. NZXT RGB- und PWM-Adapterkabel

- A. RGB Core 팬
- B. 마운팅 나사
- C. NZXT RGB 및 PWM 어댑터 케이블

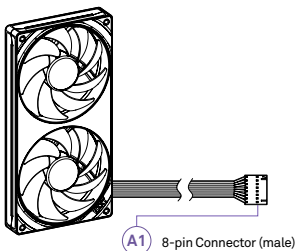
- A. RGB Core 風扇
- B. 安裝螺絲
- C. NZXT RGB & PWM 轉接線

HARDWARE INTRODUCTION

INTRODUCCIÓN DE HARDWARE
DESCRIPTION DU MATÉRIEL
VORSTELLUNG DER HARDWARE
PRESENTAZIONE DELL'HARDWARE
INTRODUÇÃO AO HARDWARE

하드웨어 설명
ハードウェアの概要
硬件介绍
硬體介紹

A RGB Core Fan

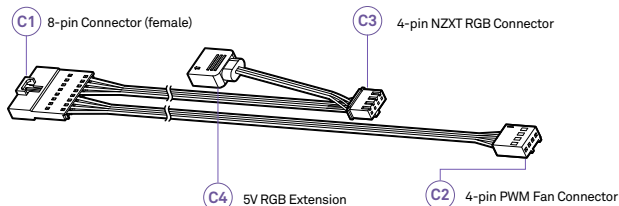


- A1 . Conector de 8 pines (macho)
- C1 . Conector de 8 pines (hembra)
- C2 . Conector de ventilador PWM de 4 pines
- C3 . Conector NZXT RGB de 4 pines
- C4 . Cable extensor RGB 5V

- A1 . Connecteur à huit broches (mâle)
- C1 . Connecteur à huit broches (femelle)
- C2 . Connecteur à quatre broches du ventilateur PWM
- C3 . Connecteur à quatre broches du NZXT RGB
- C4 . Extension RGB 5 V

- A1 . 8-Pin-Stecker
- C1 . 8-Pin-Buchse
- C2 . 4-Pin-PWM-Lüfterstecker
- C3 . 4-Pin-NZXT-RGB-Stecker
- C4 . 5-V-RGB-Verlängerung

C NZXT RGB & PWM Adapter Cable



- A1 . Connettore a 8 pin (maschio)
- C1 . Connettore a 8 pin (femmina)
- C2 . Connettore della ventola PWM a 4 pin
- C3 . Connettore RGB a 4 pin NZXT
- C4 . Prolunga RGB 5V

- A1 . Conetor de 8 pinos (macho)
- C1 . Conetor de 8 pinos (fêmea)
- C2 . Conetor PWM de 4 pinos para ventoinha
- C3 . Conetor de 4 pinos para NZXT RGB
- C4 . Extensão RGB de 5 V

- A1 . 8핀 커넥터(수)
- C1 . 8핀 커넥터(암)
- C2 . 4핀 PWM 팬 커넥터
- C3 . 4핀 NZXT RGB 커넥터
- C4 . 5V RGB 연장

- A1 . 8ピンコネクタ (オス)
- C1 . 8ピンコネクタ (メス)
- C2 . 4ピンPWMファンコネクタ
- C3 . 4ピンNZXT RGBコネクタ
- C4 . 5V RGBエクステンション

- A1 . 8针连接器 (公头)
- C1 . 8针连接器 (母头)
- C2 . 4针PWM风扇连接器
- C3 . 4针NZXT RGB连接器
- C4 . 5V RGB延长线

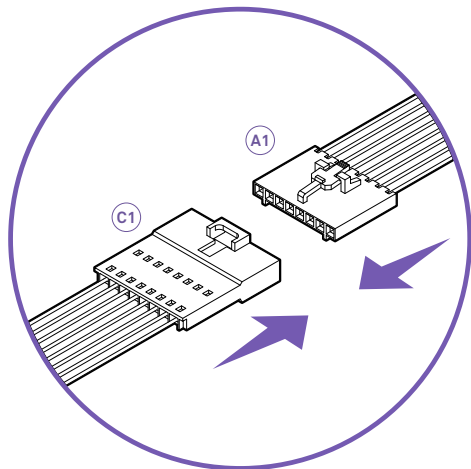
- A1 . 8-pin 连接器 (公)
- C1 . 8-pin 连接器 (母)
- C2 . 4-pin PWM 風扇连接器
- C3 . 4-pin NZXT RGB 连接器
- C4 . 5V RGB 延長線

INSTALLATION

Connecting to the motherboard

INSTALACIÓN
INSTALLATION
INSTALLIEREN
INSTALLAZIONE
INSTALAÇÃO

설치
取り付け
安装
安装



STEP 1

Plug the adapter cable 8-Pin (female) connector to the RGB Core Fan 8-Pin (male) connector.

Enchufa el conector hembra de 8 pines del cable adaptador al conector macho de 8 pines del ventilador RGB Core.

Branchez le câble adaptateur à huit broches (femelle) sur le connecteur à huit broches (mâle) du ventilateur RGB Core.

Verbinde den Adapterkabel-8-Pin-Stecker mit der RGB-Core-Lüfter-8-Pin-Buchse.

Collegare il connettore a 8 pin (femmina) del cavo adattatore al connettore a 8 pin (maschio) della ventola RGB Core.

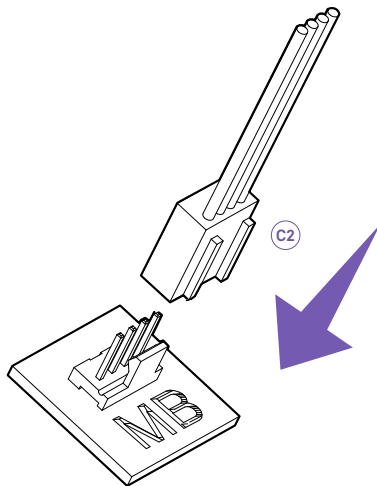
Liga o conector de 8 pines (fêmea) do cabo adaptador ao conector de 8 pinos (macho) da ventoinha RGB Core.

어댑터 케이블 8핀(암) 커넥터를 RGB Core 팬 8핀(수) 커넥트에 연결합니다.

アダプター ケーブル8ピン(メス)コネクタをRGBコアファン8ピン(オス)コネクタに挿してみます。

將适配器连接线的8针(母头)连接器插入RGB核心风扇的8针(公头)连接器。

將轉接線的 8-pin (母) 连接器插入 RGB Core 核心扇的 8-pin (公) 连接器。



STEP 2

Connect the adapter cable 4-pin PWM to an open header on your motherboard.

Conecta el cable adaptador PWM de 4 pines a un cabezal libre en tu placa base.

Branchez le câble adaptateur à quatre broches du PWM sur un connecteur libre de votre carte mère.

Verbinde den Adapterkabel-4-Pin-PWM-Stecker mit einem freien Header auf dem Motherboard.

Collegare il cavo adattatore PWM a 4 pin a un'intestazione libera sulla scheda madre.

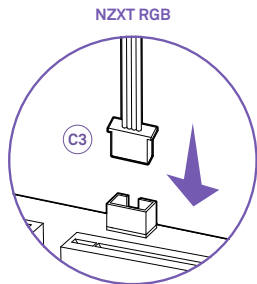
Liga o cabo adaptador de 4 pinos PWM a um conetor aberto na tua placa-mãe.

어댑터 케이블 4핀 PWM을 마더보드의 열린 헤더에 연결합니다.

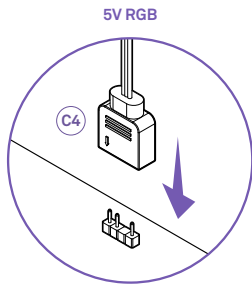
アダプターケーブル4ピンPWMをマザーボードのオープンなヘッダーに接続します。

將适配器连接线的4针PWM连接至主板上的一个可用标头。

將轉接線的 4-pin PWM 連接到主機板上的一個空開標頭上。



OR



! WARNING
Do not connect to 12V RGB on the motherboard

STEP 3

Plug the adapter cable 4-pin NZXT RGB connector to an NZXT RGB lighting channel or the 5V RGB connector to a 5V RGB channel on the motherboard.
Warning: Only connect to NZXT RGB or 5V RGB. Please do not connect to 12V RGB on the motherboard because it can damage the LEDs.

Enchufa el conector NZXT RGB de 4 pines del cable adaptador a un canal de iluminación NZXT RGB o el conector RGB de 5V a un canal RGB de 5V en la placa base.

Advertencia: Enchufa solo a NZXT RGB o RGB de 5V. No conectes a RGB de 12V de la placa base, ya que puede dañar los LED.

Branchez le câble adaptateur à quatre broches du NZXT RGB sur un canal d'éclairage NZXT RGB ou le connecteur RGB 5 V sur un canal RGB 5 V de la carte mère.

Attention: Ne branchez que sur des canaux NZXT RGB ou RGB 5 V. Ne branchez pas sur des canaux RGB 12 V de la carte mère, car cela pourrait endommager les DEL.

Verbinde den Adapterkabel-4-Pin-NZXT-RGB-Stecker mit einem NZXT-RGB-Beleuchtungskanal oder den 5-V-RGB-Stecker mit einem 5-V-RGB-Kanal auf dem Motherboard.

Warnung: Nur mit NZXT-RGB oder 5-V-RGB verbinden. Bitte nicht mit 12-V-RGB auf dem Motherboard verbinden, da dies die LEDs beschädigen kann.

Collegare il connettore del cavo adattatore RGB a 4 pin NZXT a un canale di illuminazione RGB NZXT o il connettore RGB 5V a un canale RGB 5V della scheda madre.

Avvertenza: collegare solo a RGB NZXT o RGB 5V. Si prega di non collegare a RGB 12V sulla scheda madre perché può danneggiare i LED.

Liga o conector de 4 pines NZXT RGB do cabo adaptador a um canal de iluminação NZXT RGB ou o conector 5 V RGB a um canal 5 V RGB na placa-mãe.
Aviso: Liga apenas a NZXT RGB ou 5 V RGB. Não ligue a 12V RGB na placa-mãe porque pode danificar os LED.

어댑터 케이블 4핀 NZXT RGB 커넥터를 NZXT RGB 조명 채널에 연결하거나 5V RGB 커넥터를 마더보드의 5V RGB 채널에 연결합니다.

경고: NZXT RGB 또는 5V RGB에만 연결하세요. 마더보드의 12V RGB에 연결하면 LED가 손상될 수 있으므로 연결하지 마세요.

アダプターケーブル4ピンNZXT RGBコネクタをNZXT RGBライトニングチャンネルまたは5V RGBコネクタをマザーボードの5V RGBチャンネルに挿しこみます。

注: NZXT RGBまたは5V RGBにのみ接続してください。LEDが損傷する可能性があるため、マザーボードの12V RGBには接続しないでください。

将适配器连接线的4针NZXT RGB连接器插入NZXT RGB照明通道，或将5V RGB连接器插入主板上的5V RGB通道。

警告: 仅连接至NZXT RGB或5V RGB。请勿连接至主板上的12V RGB，因为这可能会损坏LED。

將轉接線的4-pin NZXT RGB 連接器插入 NZXT RGB 照明通道，或將 5V RGB 連接器插入主機板上的 5V RGB 通道。

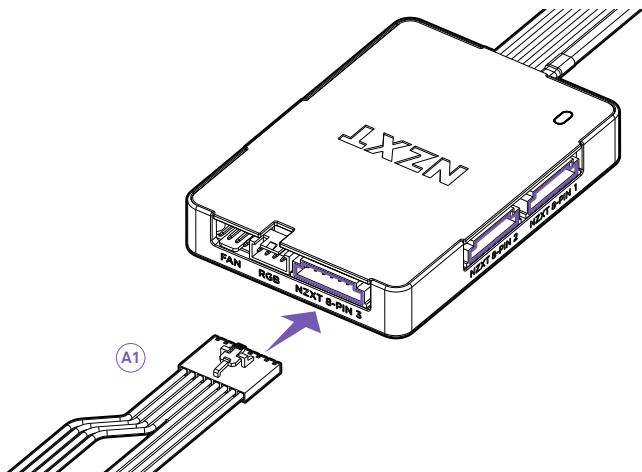
警告: 只可連接到 NZXT RGB 或 5V RGB 上。請勿連接到主機板上的 12V RGB，這可能會損壞 LED 燈。

INSTALLATION

Controller (Optional)

INSTALACIÓN
INSTALLATION
INSTALLIEREN
INSTALLAZIONE
INSTALAÇÃO

설치
取り付け
安装
安裝



STEP 1

Plug the RGB Core Fan 8-Pin (male) connector to an NZXT channel on the NZXT Controller.

Enchufa el conector macho de pines del ventilador RGB Core a un canal NZXT en el Controlador NZXT.

Branchez le connecteur à huit broches (mâle) du ventilateur RGB Core sur un canal NZXT sur le contrôleur NZXT.

Verbinde den RGB-Core-Lüfter-8-Pin-Stecker mit einem NZXT-Kanal auf dem NZXT-Controller.

Collegare il connettore a 8 pin (maschio) della ventola RGB Core a un canale NZXT sul controller NZXT.

Liga o conector de 8 pinos (macho) da ventoinha RGB Core a um canal NZXT no Controlador NZXT.

RGB Core 팬 8핀(♂) 커넥터를 NZXT 컨트롤러의 NZXT 채널에 연결합니다.

RGBコアファン8ピン(オス)をNZXT ControllerのNZXTチャンネルに挿しこみます。

將RGB核心風扇的8針(公頭)连接器插入NZXT控制器上的一個NZXT通道。

將RGB Core 核心風扇的8-pin(公)连接器插入NZXT控制器上的一個NZXT通道。



NZXT CAM

To enable control of your RGB Core Fans, download and install CAM from nzxt.com/software/cam.

Para controlar tus ventiladores RGB Core, descarga e instala CAM desde nzxt.com/software/cam.

Pour permettre le contrôle de vos ventilateurs RGB, téléchargez et installez CAM à partir du site nzxt.com/software/cam.

Lade CAM von nzxt.com/software/cam herunter und installiere es, um die Steuerung der RGB-Core-Lüfter zu aktivieren.

Per abilitare il controllo delle ventole RGB Core, scaricare e installare CAM da nzxt.com/software/cam.

Para poderes controlar as tuas ventoinhas RGB Core, transfere e instala o CAM em nzxt.com/software/cam.

RGB Core 팬 조작을 활성화하려면 nzxt.com/software/cam에서 CAM을 다운로드하고 설치하세요.

RGBコアファンの制御を有効にするにはnzxt.com/software/camからCAMをダウンロードしてインストールしてください。

为了启用对RGB核心风扇的控制·请从nzxt.com/software/cam下载并安装CAM·

要控制您的 RGB Core 核心扇·請到 nzxt.com/software/cam 下載並安裝 CAM·

NZXT GLOBAL WARRANTY POLICY

This NZXT Global Warranty Policy governs the sale of products by NZXT to you.

I. WARRANTY LENGTH

New NZXT Product	Warranty Length
Fans	2 Years

Any replacement product will be covered under warranty for the remainder of the warranty period or thirty days, whichever is longer. Proof of purchase is required for warranty service.

II. WHO IS PROTECTED

The Warranty covers only NZXT products purchased by the original consumer.

III. WHAT IS AND IS NOT COVERED

Please note that our warranty is not an unconditional guarantee. If the product, in NZXT's reasonable opinion, malfunctions within the warranty period, NZXT will provide you at its sole discretion with a repaired or replacement product, either new or refurbished, with a similar function that is equal or greater in value depending on supply. Our warranty does not cover the following:

- any product or serial number/warranty sticker modification applied without permission from NZXT;
- any damage that is not a manufacturing defect;
- damage, deterioration or malfunction resulting from: accident, abuse, misuse, neglect, fire, water, lightning, or other acts of nature, unauthorized product modification or failure to follow instructions included with the product;
- improper installation, unauthorized alterations or modifications, or repair or attempted repair by anyone not authorized by NZXT;
- shipping or transport damage (claims must be made with the carrier);
- normal wear and tear.

NZXT does not warrant that this product will meet your requirements. It is your responsibility to determine the suitability of this product for your purpose. For NZXT Store orders, we cover two way return shipping for all exchanges and returns. For all other authorized dealers, NZXT Support does not cover return shipping and only covers one way shipping from NZXT back to the end user for exchanges. Two way expedited shipping is provided for all PSUs covered under the Less Than Three program, indiscriminate of purchase location, provided the location is an approved NZXT reseller.

IV. EXCLUSION OF DAMAGES (DISCLAIMER)

NZXT's sole obligation and liability under this warranty is limited to the repair or replacement of a defective product with either a new or refurbished product with a similar function that is equal or greater in value at our option. NZXT shall not, in any event, be liable for any incidental or consequential damage, including but not limited to damages resulting from interruption of service and loss of data, business, or for liability in tort relating to this product or resulting from its use or possession.

V. LIMITATIONS OF IMPLIED WARRANTIES

There are no other warranties, expressed or implied, including but not limited to those of merchantability or fitness for a particular purpose. The duration of implied warranties is limited to the warranty length specified in Paragraph I.

VI. TO OBTAIN TECHNICAL SUPPORT

If you have already referenced your product owner's manual and still need help, you may contact us by phone at +1 (800) 228-9395, by email at service@nzxt.com, or visit the NZXT Support site at nzxt.com/customer-support.

VII. HOW TO OBTAIN A WARRANTY SERVICE FROM NZXT

To receive a warranty service for your product when purchased directly from NZXT, you must submit a request via the NZXT Support site outlining the problem. If a technician deems the product defective or requiring testing, you will be required to provide a copy of your proof of purchase, which will enable you to submit a Return Merchandise Authorization "RMA" request.

Once approved, you'll receive an RMA number, upon which you will be asked to ship the defective item back to NZXT with the RMA number clearly marked or labelled on the package. NZXT recommends that appropriate measures are taken to safeguard the product from damage during shipping.

VIII. APPLICABLE LAW AND ADDITIONAL LEGAL RIGHTS FOR CONSUMERS

This warranty gives you specific legal rights. These conditions are governed and construed in accordance with the laws of California (with exception of its conflict of law provisions), and the application of the United Nations Convention of Contracts for the International Sale of Goods is expressly excluded. The non-exclusive jurisdiction of the courts of California is agreed, which means that you may bring a claim to enforce your consumer protection rights in connection with this Global Warranty in the country which you have your habitual residence where you may have additional rights. These rights may vary.

For original consumers who are covered by consumer protection laws or regulations in their country, state, or province of purchase or, if different, their country, state, or province of residence, the benefits conferred by this warranty are in addition to all rights and remedies conveyed by such consumer protection laws and regulations. To the extent that liability under such consumer laws can be limited, NZXT's liability is limited, and its sole option, to repair or replacement, either new or refurbished, with a similar function that is equal or greater in value depending on supply.

In the United Kingdom:

- For NZXT products sold to customers in the UK, during the expected lifespan of your product your legal rights entitle you to the following:
 - > Up to 30 days: if your goods are faulty, then you can get an immediate refund.
 - > Up to six months: if your goods can't be repaired or replaced, then you're entitled to a full refund, in most cases.
 - > Up to six years: if your goods do not last a reasonable length of time you may be entitled to some money back.
- If the person seeking to rely on the guarantee is not the original consumer, the NZXT Warranty will cover the product in relation to that person provided that they are able to provide proof of the transfer of the benefit of the guarantee from the original consumer.
- The implied warranties under the Consumer Rights Act 2015 says that your goods must be as described, fit for all purposes for which such goods are usually supplied, and of satisfactory quality.

In the EU:

- If you are a consumer and have your habitual residence in the EU, you additionally enjoy the protection afforded to you by provisions that cannot be derogated from by agreement by virtue of the law where you have your habitual residence.

IX. WARRANTY SERVICE FROM RESELLERS

In the event that a warranty service is sought, you must provide proof of purchase (store receipt or invoice) in order to receive the service and if deemed necessary, repair or replacement product.

In North America:

Within the first 60 days after purchase, please return your product (or for power supplies installed within our enclosures, just the failed power supply) to your dealer or reseller for a replacement. If the product is still within warranty and you can no longer return it to your dealer, please contact NZXT Customer Support (see above) for assistance and instructions. NZXT will not accept returns without prior approval and an RMA number.

In Europe:

Within the first year after purchase, please return your product (or for power supplies installed within our enclosures, just the failed power supply) to your dealer or reseller for a replacement. If the product is still within warranty and you can no longer return it to your dealer, please contact NZXT Customer Support (see above) for assistance and instructions. NZXT will not accept returns without prior approval.

In Australasia:

Within the first two years after purchase, please return your product (or for power supplies installed within our enclosures, just the failed power supply) to your dealer or reseller for a replacement. If the product is still within warranty and you can no longer return it to your dealer, please contact NZXT Customer Support (see above) for assistance and instructions. NZXT will not accept returns without prior approval.

The cost of shipping will be borne at the first instance by you; however, if the purchased item is defective, NZXT will reimburse reasonable postage or transportation of costs.

Outside North America, Europe, and Australasia:

If your product needs to be returned within the warranty period, please contact the retailer or distributor from whom you purchased the product.

X. NZXT.COM STORE RETURNS/EXCHANGE POLICY

Eligible products under this NZXT Warranty qualify for a full refund or exchange only with an authorized RMA number and if the item is returned to the NZXT.com store inventory within 30 days of purchase. Returns are not allowed beyond 30 days of the purchase date. The NZXT.com Store reserves the right to deny any return or exchange. Refunds will be credited to the original method of payment. To initiate a return, simply submit a request via NZXT support site.

- > Visit nzxt.com/warranty and support.nzxt.com for information on warranty coverage and service.
- > Visite el sitio Web nzxt.com/warranty y support.nzxt.com para obtener información sobre la cobertura y el servicio de la garantía.
- > Visitez nzxt.com/warranty et support.nzxt.com pour les informations de la couverture de la garantie et du service.
- > Informationen zu Geltungsbereich und Service der Garantie finden Sie unter support.nzxt.com und nzxt.com/warranty.
- > Visitare il sito nzxt.com/warranty e support.nzxt.com per informazioni sulla copertura e sul servizio della garanzia.
- > Visite nzxt.com/warranty e support.nzxt.com para obter informações sobre a cobertura da garantia e assistência.
- > 제품 보증 범위와 서비스 정보를 확인하시려면 nzxt.com/warranty 또는 support.nzxt.com 을 방문해 주시기 바랍니다.
- > 保証範囲およびサービスに関する情報については、support.nzxt.com と nzxt.com/warranty にアクセスしてください。
- > 請造訪 nzxt.com/warranty 和 support.nzxt.com 了解修修范围和服務的信息。
- > 請造訪 nzxt.com/warranty 和 support.nzxt.com 了解產品保固範圍和更多服務訊息。

NZXT, Inc. | 605 E Huntington Drive, Suite 213, Monrovia, CA 91016 USA

NZXT Europe GmbH | Ammerthalstrasse 32 Kirchheim bei Muenchen 85551, Germany

NZXT UK Ltd. | First Floor 5 Fleet Place London EC4M 7RD, GB United Kingdom

+1 (800) 228-9395 / service@nzxt.com / nzxt.com

REGULATORY STATEMENT



Points de collecte sur www.quefairedemesdechets.fr

UKCA Declaration of Conformity

The object of the declaration described above is in conformity with the relevant UK harmonisation legislation:

- Electromagnetic Compatibility Regulations 2016
- Electrical Equipment (Safety) Regulations 2016
- The Restriction of the Use of Certain Hazardous Substances in Electrical and Electronic Equipment Regulations 2012

RoHS Statement

This product is compliant to implemented RoHS (Restriction of Hazardous Substances) type regulations worldwide, including but not limited to China, India, Japan, Korea and European Union.

REACH statement

EU REACH SVHC Disclosure on Candidate List

REACH (Registration, Evaluation, Authorization and Restriction of Chemicals, EC 1907/2006) is the European Union's (EU) chemical substances regulatory framework. REACH requires NXXT Inc. to provide customers with sufficient information on Substances of Very High Concern (SVHC) contained in products in concentration above 0.1% weight by weight (w/w) to allow safe use of the product.

EU CE DoC

DECLARATION OF CONFORMITY **English**

The device complies with the requirements set out in the Council Directives relevant Union harmonisation legislation:

- EMC Directive 2014/30/EU
- LVD Directive 2014/35/EU
- RoHS Directive 2011/65/EU & (EU) 2015/863

DÉCLARATION DE CONFORMITÉ **Français**

L'appareil est conforme aux exigences définies dans les directives du Conseil relatives à la législation d'harmonisation de l'Union :

- Directive EMC 2014/30/UE
- Directive LVD 2014/35/UE
- Directive RoHS 2011/65/UE et (UE) 2015/863

DECLARACIÓN DE CONFORMIDAD **Español**

El dispositivo cumple los requisitos impuestos en las directivas del Consejo relativas a la legislación de armonización de la Unión Europea:

- Directiva sobre compatibilidad electromagnética 2014/30/UE
- Directiva sobre sustancias peligrosas 2011/65/UE y (UE) 2015/863
- Directiva sobre baja tensión 2014/35/UE

DICHIARAZIONE DI CONFORMITÀ **Italiano**

Il dispositivo è conforme con i requisiti definiti nelle Direttive del Consiglio relative alla Norma sull'armonizzazione dell'Unione:

- Direttiva EMC 2014/30/UE
- Direttiva RoHS 2011/65/UE e (UE) 2015/863
- Direttiva LVD 2014/35/UE

KONFORMITÄTSERKLÄRUNG **Deutsch**

Das Gerät entspricht den Anforderungen der entsprechenden EU-Harmonisierungsrichtlinien des Rates:

- EMV-Richtlinie 2014/30/EU
- RoHS-Richtlinie 2011/65/EU & (EU) 2015/863
- LVD-Richtlinie 2014/35/EU

Oświadczenie zgodności **Polski**

Urządzenie jest zgodne z wymaganiami określonymi w odpowiednich unijnych Dyrektywach harmonizacyjnych Rady:

- Dyrektywa EMC 2014/30/UE
- Dyrektywa RoHS 2011/65/UE i (UE) 2015/863
- Dyrektywa 2014/35/UE

KONFORMITETSDEKLARATION **Svenska**

Enheten uppfyller kraven som anges i Rådets direktivs relevanta harmoniseringslagstiftning för Europeiska unionen:

- EMC-direktivet 2014/30/UE
- RoHS-direktiv 2011/65/UE & (EU) 2015/863
- LVD-direktivet 2014/35/UE

VERKLARING VAN OVEREENSTEMMING **Nederlands**

Het apparaat voldoet aan de vereisten van de relevante richtlijnen van de Raad met betrekking tot harmonisatiewetgeving in de Unie:

- EMC-richtlijn 2014/30/UE
- RoHS-richtlijn 2011/65/EU & (EU) 2015/863
- LVD-direktief 2014/35/UE



To protect the global environment and as an environmentalist, NZXT must remind you that:

Under the European Union ("EU") Directive on Waste Electrical and Electronic Equipment, Directive 2002/96/EC, which takes effect on August 13, 2005, products of "electrical and electronic equipment" cannot be discarded as municipal waste anymore and manufacturers of covered electronic equipment will be obligated to take back such products at the end of their useful life. NZXT will comply with the product take back requirements at the end of life of NZXT-branded products that are sold into the EU. You can return these products to local collection points.

En tant qu'écologiste et afin de protéger l'environnement, NZXT tient à rappeler ceci:

Au sujet de la directive européenne (EU) relative aux déchets des équipements électriques et électroniques, directive 2002/96/EC, prenant effet le 13 août 2005, que les produits électriques et électroniques ne peuvent être déposés dans les décharges ou tout simple-ment mis à la poubelle. Les fabricants de ces équipements seront obligés de récupérer certains produits en fin de vie. NZXT prendra en compte cette exigence relative au retour des produits en fin de vie au sein de la communauté européenne. Par conséquent vous pouvez retourner localement ces matériels dans les points de collecte.

FCC, ISED Statement

This device complies with Part 15 of the FCC Rules. Operation is subject to the following two conditions: (1) This device may not cause harmful interference, and (2) this device must accept any interference received, including interference that may cause undesired operation.
CAN ICES-003(B) / NMB-003(B)



この装置は、クラスB機器です。この装置は、住宅環境で使用することを目的としていますが、この装置がラジオやテレビジョン受信機に近接して使用されると、受信障害を引き起こすことがあります。

取扱説明書に従って正しい取り扱いをしてください。

限用物质及元素列表 / 限用物質及元素清單

产品名称：風扇·型号(型式)：CL-2302, CL-2302-24, CL-2302-28, CL-2302-36

有害物质及其化学符号

單元 Unit	鉛(Pb) Lead	汞(Hg) Mercury	鎘(Cd) Cadmium	六价铬(Cr ⁺⁶) Hexavalent chromium	多溴联苯(PBB) Polybrominated biphenyls	多溴二苯醚(PBDE) Polybrominated diphenyl ethers
外壳	○	○	○	○	○	○
螺丝	○	○	○	○	○	○
电路板	○	○	○	○	○	○
电子零件	○	○	○	○	○	○

本表格依据SJ/T 11364的规定编制。

○：表示该有害物质在该部件所有均质材料中的含量均在GB/T 26572规定的限量要求下。

X：表示该有害物质至少在该部件的某一均质材料中的含量超出GB/T 26572规定的限量要求，然该部件仍符合欧盟指令2011/65/EU的规范。

说明：电路板：单板/电路模块上电子元件的陶瓷或玻璃中含铅。

設備名稱：風扇·型號(型式)：CL-2302, CL-2302-24, CL-2302-28, CL-2302-36

限用物質及其化學符號

單元 Unit	鉛(Pb) Lead	汞(Hg) Mercury	鎘(Cd) Cadmium	六價鉻(Cr ⁺⁶) Hexavalent chromium	多溴聯苯(PBB) Polybrominated biphenyls	多溴二苯醚(PBDE) Polybrominated diphenyl ethers
外殼	○	○	○	○	○	○
螺絲	○	○	○	○	○	○
電路板	○	○	○	○	○	○
電子零件	○	○	○	○	○	○

備考1. “超出0.1 wt %”及“超出0.01 wt %”係指限用物質之百分比含量超出百分比含量基準值。

備考2. “○”係指該項限用物質之百分比含量未超出百分比含量基準值。

備考3. “-”係指該項限用物質為排除項目。

SUPPORT AND SERVICE

SUPPORT AND SERVICE

If you have any questions or problems with the NZXT product you purchased, please don't hesitate to contact us using our support system. service@nzxt.com support.nzxt.com

Please include a detailed explanation of your problem and your proof of purchase.

For comments and suggestions, you can e-mail our design team, designer@nzxt.com.

Lastly we would like to thank you for your support by purchasing this product. For more information about NZXT, please visit us online. NZXT Website: NZXT.com

SOPORTE Y SERVICIO

Si tiene preguntas o problemas con el producto NZXT que usted compró, no dude en ponerse en contacto con service@nzxt.com y suministrar una explicación detallada de su problema así como su prueba de compra.

Puede hacer consultas sobre piezas de repuesto en support.nzxt.com.

Para comentarios y sugerencias, escriba un mensaje de correo electrónico a nuestro equipo de diseño: designer@nzxt.com.

Gracias por comprar un producto NZXT. Para más información acerca de NZXT, visítenos en línea. Página web de NZXT: NZXT.com

SUPPORT ET SERVICE

Si vous avez des questions ou des problèmes avec le produit NZXT que vous avez acheté, n'hésitez pas à contacter service@nzxt.com avec une description détaillée de votre problème et votre preuve d'achat.

Vous pouvez aussi commander des pièces de remplacement auprès support.nzxt.com.

Pour les commentaires et les suggestions, envoyez un email à notre équipe de design, designer@nzxt.com.

Merci d'avoir acheté ce produit de NZXT. Pour plus d'informations sur NZXT, visitez notre site Web. Site Web de NZXT : NZXT.com

KUNDENDIENST UND SERVICE

Falls Fragen oder Probleme bezüglich Ihres NZXT-Produktes auftreten, wenden Sie sich bitte mit einer detaillierten Problembeschreibung und Ihrem Kaufbeleg an service@nzxt.com.

Ersatzteile können Sie unter support.nzxt.com anfragen.

Kommentare und Anregungen senden Sie bitte per designer@nzxt.com an unser Designteam.

Vielen Dank, dass Sie ein NZXT-Produkt erworben haben. Weitere Informationen über NZXT erhalten Sie im Internet. NZXT-Webseite: NZXT.com

ASSISTENZA E SERVIZIO

In caso di dubbi o problemi con il prodotto NZXT acquistato, non esitate a contattarci utilizzando il nostro sistema di assistenza. support.nzxt.com

Includere una spiegazione dettagliata del problema e la prova di acquisto.

Per commenti e suggerimenti, siete pregati di inviare un messaggio al nostro team di progettisti, all'indirizzo: designer@nzxt.com.

Infine, vogliamo ringraziarvi del vostro supporto con l'acquisto di questo prodotto.

Per altre informazioni su NZXT, visitate il nostro sito. Sito NZXT : nzxt.com

ASSISTÊNCIA E MANUTENÇÃO

Caso tenha questões ou problemas com o produto NZXT adquirido, não hesite em contactar-nos através do endereço service@nzxt.com fornecendo a explicação detalhada do seu problema e a prova de compra.

Poderá solicitar peças de substituição através do endereço support.nzxt.com.

Para comentários e sugestões, contacte a nossa equipa de design através do endereço de e-mail, designer@nzxt.com.

Obrigado por ter adquirido um produto NZXT. Para mais informações acerca da NZXT, visite-nos online. Web site da NZXT : nzxt.com

지원 및 서비스

구입한 NZXT 제품과 관련하여 질문 또는 문제가 있을 경우, 당사의 지원 시스템(support.nzxt.com)을 사용하여 문의하십시오. 문제를 자세히 기술하고 구매 증빙을 제출하십시오.

의견 또는 제안 사항이 있을 경우 당사 설계 팀에 designer@nzxt.com으로 이메일을 보내십시오.

마지막으로 이 제품을 구입하여 당사를 응원해 주셔서 감사합니다. NZXT에 대해 자세히 알려면 온라인으로 방문하십시오. NZXT 웹사이트 : nzxt.com

サポートおよびサービス

購入されましたNZXTの製品に関するご質問または問題は、問題の詳細および購入の証明を添えて、ご遠慮なくservice@nzxt.comまでご連絡ください。

交換部品はsupport.nzxt.comまでお尋ねください。

ご意見およびご提案は弊社設計チーム、designer@nzxt.comまでメールを送信してください。

NZXT製品をご購入いただきましてありがとうございます。NZXTに関する詳細は、インターネット上のウェブサイトをご覧ください。NZXT ウェブサイト : nzxt.com

支持和服務

如果有任何疑问或者在使用 NZXT 产品的过程中遇到任何问题,欢迎联络 service@nzxt.com, 联络时请提供关于问题的详细说明及购买凭证。

您可以向 support.nzxt.com 查询更换部件。

如有任何意见或建议,欢迎致信我们的设计团队,电子邮件地址是 designer@nzxt.com。

感谢您购买 NZXT 产品。有关 NZXT 的更多信息,请访问我们的在线网站 - NZXT 网站 : nzxt.com

支援和服務

如果在使用 NZXT 產品的過程中有遇到任何問題或疑問，歡迎聯繫 service@nzxt.com，並請提供問題的詳細敘述及購買證明。

您可以透過 support.nzxt.com 查詢更換部件。

如有任何意見或建議，歡迎來信與設計團隊聯繫 designer@nzxt.com。

最後，感謝您購買 NZXT 產品。有關 NZXT 的更多信息，請訪問我們的網站 - NZXT 網站 : nzxt.com

NZXT

NZXT, Inc. | 605 E Huntington Drive, Suite 213, Monrovia, CA 91016 USA
NZXT Europe GmbH | Ammerthalstrasse 32 Kirchheim bei Muenchen 85551, Germany
NZXT UK Ltd. | First Floor 5 Fleet Place London EC4M 7RD, GB United Kingdom
+1 (800) 228-9395 / service@nzxt.com / nzxt.com