



**SHARK  
ZONE**

# GK15

**GAMING KIT**  
KEYBOARD+MOUSE



**Manual**

# Table of Contents

<b>1. Properties</b>	<b>3</b>
1.1 Keyboard	3
1.2 Mouse	3
<b>2. Specifications</b>	<b>3</b>
2.1 Keyboard	3
2.2 Mouse	4
<b>3. Package Contents</b>	<b>4</b>
<b>4. The SHARK ZONE GK15 at a Glance</b>	<b>5</b>
4.1 SHARK ZONE Function Key	5
4.2 Select Illumination Color	5
4.3 Select Lighting Effect	5
4.4 Function Keys with Multimedia Commands	6
4.5 Key Lock	6
4.6 Arrow Keys Functions Are Interchangeable With the WASD Section	6
4.7 DPI Switch	6
<b>5. Connecting to the PC</b>	<b>6</b>

Dear Customer,

Thank you for the purchase of your new Sharkoon product. To ensure a long service life, and full functionality of the product, we recommend that you read this manual thoroughly.  
We hope you enjoy your time with our product!

SHARKOON Technologies  
www.sharkoon.com

---

## 1. Properties

### 1.1 Keyboard

- Gaming keyboard with LED illumination in green, red or yellow
- Arrow keys functions are interchangeable with the WASD section
- Multi-key rollover support
- Function keys with preset multimedia actions
- Integrated palm rest
- Gaming mode with disabled Windows key
- Adjustable background illumination: 33%, 66%, 100%, pulsating color change with adjustable speed, off
- Key lock function: Full keylock
- 3-block layout
- Gold-plated USB plug

### 1.2 Mouse

- Gaming mouse with LED illumination in 5 colors
- Symmetric design, also suitable for left-handers
- PixArt laser sensor with max. 3,200 DPI
- Five pre-installed DPI steps: 3,200; 2,400; 1,600; 800; 400
- LED illumination: Green, blue, yellow, purple, red (after DPI steps)
- Gold-plated USB plug

## 2. Specifications

### 2.1 Keyboard

Switch Technology	Rubber Dome
Cable Length	160 cm
Weight Without Cable	862 g
Operating Life Cycles of Keys	Min. 10 Million Keystrokes
Dimensions (L x W x H)	483 x 192 x 34 mm
Supported Operating Systems	Windows 7/8/10

## 2.2 Mouse

Sensor	Laser
Cable Length	180 cm
Weight Without Cable	115 g
Operating Life Cycles of Buttons	Min. 8 Million Clicks
Dimensions (L x W x H)	124 x 73 x 40 mm
Unterstützte Betriebssysteme	Windows 7/8/10

## 3. Package Contents























- SHARK ZONE GK15
- Additional set of mouse feet
- Set anti-sliding stand
- Manual

***Note:***












Should any of the above items be missing, please contact our customer service by E-mail:  
support@sharkoon.com (Germany and Europe)  
support@sharkoon.com.tw (International)

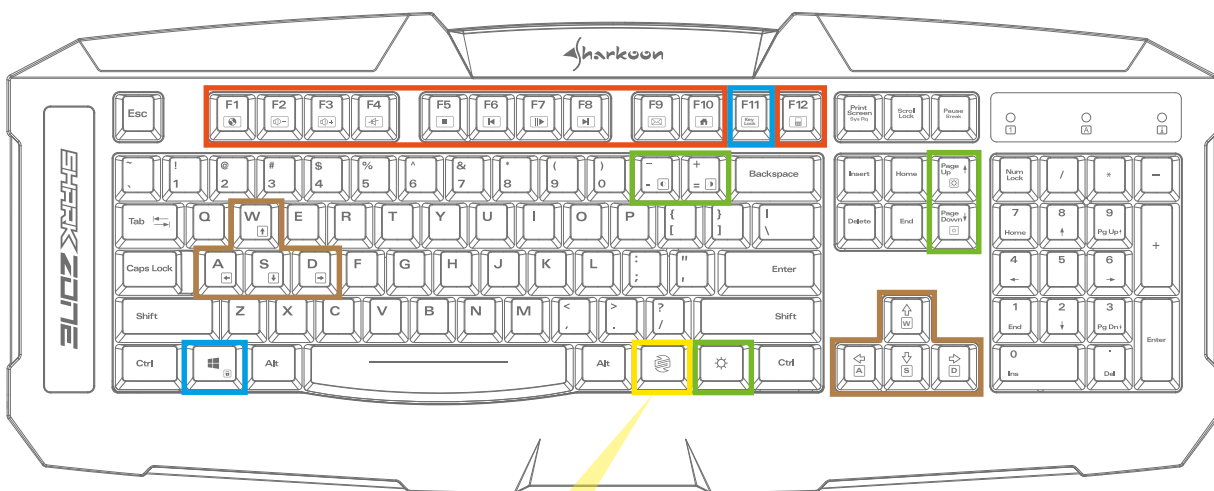
## 4. The SHARK ZONE GK15 at a Glance

### Function Keys with Preset Multimedia Actions




 +  Media Player	 +  Play/Pause
 +  Volume Down	 +  Next Track
 +  Volume Up	 +  E-mail
 +  Mute	 +  Web Browser
 +  Stop	 +  Calculator
 +  Previous Track	

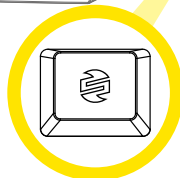
### Lighting Effect and Changing Colors

MODE 1	 Illumination Green, Red, Yellow, Off
	 +  Brightness +
	 +  Brightness -
MODE 2	 +  Pulsating Color Change On/Off
	 +  Frequency +
	 +  Frequency -



### Key Lock Function

 +  All Keys Locked
 +  Win Key Locked



### Arrow Keys Functions are Interchangeable with the WASD Section

 +  Changes WASD and Arrow Keys
--

### 4.1 SHARK ZONE Function Key

Some SHARK ZONE GK15 keyboard keys are preset with additional functions. These functions can be activated by pressing the SHARK ZONE Function key.

### 4.2 Select Illumination Colors

Switch between the illumination colors (green, red, yellow, off) by pressing the illumination key.












### 4.3 Select Lighting Effect

Switch between permanent illumination (mode 1) and pulsating color change (mode 2) by pressing the SHARK ZONE Function key and the illumination key.

- Permanent illumination (mode 1): Press the SHARK ZONE Function key and either the page up key to increase the illumination brightness or the page down key to decrease illumination brightness. Brightness settings of 33%, 66%, 100% and off are possible.
- Pulsating color change (mode 2): Press the SHARK ZONE Function key and the key to increase and quicken the color change frequency. Press the SHARK ZONE Function key and the key to decrease and slow down the color change frequency.

#### 4.4 Function Keys with Multimedia Commands

The function keys F1 to F10 and F12 are preset with multimedia actions and shortcuts to E-Mail, web browser and computer.

Shortcut	Function	Shortcut	Function
 + F1	Media Player	 + F7	Play/Pause
 + F2	Volume Down	 + F8	Next Track
 + F3	Volume Up	 + F9	E-Mail
 + F4	Mute	 + F10	Web Browser
 + F5	Stop	 + F12	Computer
 + F6	Previous Track		

#### 4.5 Key Lock

By pressing the SHARK ZONE Function key and F11 key, all keys on the keyboard can be locked and unlocked. To lock and unlock the Windows key, press the SHARK ZONE Function key and the Windows key.

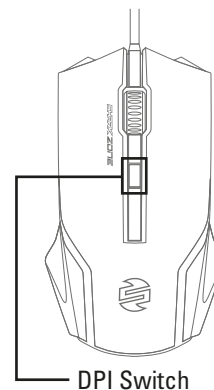
#### 4.6 Arrow Keys Functions Are Interchangeable With the WASD Section

To swap the functions of the arrow keys and WASD keys, press the SHARK ZONE Function key and W-key. To switch back, press the key combination again.

#### 4.7 DPI Switch

Using the DPI switch on the mouse of the SHARK ZONE GK15, you can set the desired DPI level. Depending on the selected DPI level, the mouse will illuminate in a different color:

Color	DPI
Green	400
Blue	800
Yellow	1,600
Purple	2,400
Red	3,200



## 5. Connecting to the PC

1. Connect the USB plug on the mouse and keyboard of the SHARK ZONE GK15 to an available USB port on your PC.
2. The operating system will automatically recognize the SHARK ZONE GK15 and install all necessary drivers.

**Note:**

If the SHARK ZONE GK15 is not recognized, disconnect it and try a different USB port on your PC.



**Legal Disclaimer:**

For potential loss of data, especially due to inappropriate handling, SHARKOON assumes no liability. All named products and descriptions are trademarks and/or registered trademarks of the respective manufacturers and are accepted as protected. As a continuing policy of product improvement at SHARKOON, the design and specifications are subject to change without prior notice. National product specifications may vary. The legal rights of the enclosed software belong to the respective owner. Please observe the license terms of the manufacturer before using the software. All rights reserved especially (also in extracts) for translation, reprinting, reproduction by copying or other technical means. Infringements will lead to compensation. All rights reserved especially in case of assignation of patent or utility patent. Means of delivery and technical modifications reserved.

**Disposal of Your Old Product:**

Your product is designed and manufactured with high quality materials and components, which can be recycled and reused.



When this crossed-out wheeled bin symbol is attached to a product, it means the product is covered by the European Directive 2002/96/EC. Please be informed about the local separate collection system for electrical and electronic products. Please act according to your local rules and do not dispose of your old products with your normal household waste. The correct disposal of your old product will help prevent potential negative consequences to the environment and human health.

SHARKOON Technologies GmbH  
Siemensstraße 38  
D-35440 Linden/Germany  
© SHARKOON Technologies 2016  
info@sharkoon.com  
www.sharkoon.com