

Loewe Art

40

EU energy efficiency class: B

Screen diagonal (in cm) / Screen diagonal (in inch): 102 / 40

Power consumption "ON"¹ (in W): 79.0

Annual energy consumption (kWh)²: 110

Power consumption in stand-by mode / off (in W): 0.38 / 0

Resolution (in pixels): Ultra HD (3840 x 2160)

Box contents

Table Stand Art 40 / 48,

Aluminium

W 91.0 / H 60.4 / PD 5.5 / TD 25.0

Manually rotatable (+ / -20°)



Set-up options

Wall Mount Slim / VESA Size 200, Chrome Silver

W 91.0 / H 57.4 / PD 5.5 / TD 7.2

Flat mounting

Wall Mount WM 67, Black

W 91.0 / H 57.4 / PD 5.5 / TD 9.6

Convenient mounting



Wall Mount Isoflex 32 – 55³, Aluminium

W 91.0 / H 57.4 / PD 5.5 / TD 11.0

Flexible solution, folds flat,

can be pulled out, rotated and pivoted,
intelligent cable management



Table Stand Connect 40 / 48, Chrome

W 91.0 / H 60.4 / PD 5.5 / TD 25.7

Manually rotatable (+ / -20°)



Rack 110.30 TS

W 108.8 / H 96.4 / TD 43.0

Black, White or Chrome Silver



Rack 165.30 TS




W 162.2 / H 96.4 / TD 43.0

Black, White or Chrome Silver

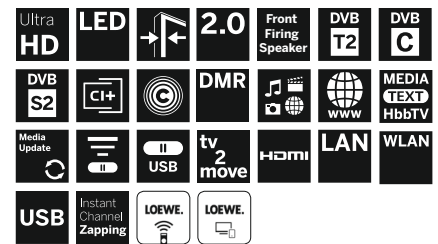


TV

Versions

	Model	Article no.	EAN Code
 Black	40	54457W80	4011880156394
 Chrome Silver	40	54457T80	4011880157179
 White	40	54457U80	4011880161022

Technical features



Contents: Assist 2 system remote control incl. batteries. N.B. The Table Stand Art 40/48 is included in the box at time of delivery. Some products are depicted with optional accessories.

Dimensions in cm: W = width, H = height, PD = product depth, TD = total depth, BP = diameter/dimensions of base plate. Technical modifications and errors excepted.

¹ To EN 62087:2012. ² On the basis of four hours of operation per day, 365 days a year. Actual energy consumption depends on the purpose for which the TV is used.

³ Only in conjunction with VESA Size 200 adapter.

LOEWE.

Loewe Art

40

EU energy efficiency class: B

Screen diagonal (in cm) / Screen diagonal (in inch): 102 / 40

Power consumption "ON"¹ (in W): 79.0

Annual energy consumption (kWh)²: 110

Power consumption in stand-by mode / off (in W): 0.38 / 0

Resolution (in pixels): Ultra HD (3840 x 2160)

Set-up options

Floor Stand Connect 40–55, Aluminium

W 91.0 / H 100.8 / PD 5.5 / BP 53.0

Manually rotatable (+ / -45°),

concealed cable routing



Floor Stand Connect with Equipment Board, Aluminium, Glass, W 91.0 / H 100.8 / PD 5.5 / BP 53.0

Can accommodate two equipment products,

concealed cable routing



Floor Stand Universal 32–55³, Aluminium Silver

W 91.0 / H 101.2 / PD 5.5 / BP 50.2

Manually rotatable (+ / -45°),

concealed cable routing



Screen Lift Plus⁴, Brushed Aluminium

W 91.0 / H 300.0 / PD 5.5 / TD 19.9

Manually rotatable (+ / -90°),

concealed cable routing



Wall Stand Flex 32–46⁴, Brushed Aluminium

W 91.0 / H 180.4 / PD 5.5 / TD 30.0

Fixed mounting, height adjustable,

intelligent cable management



Contents: Assist 2 system remote control incl. batteries. N.B. The Table Stand Art 40/48 is included in the box at time of delivery.

Some products are depicted with optional accessories.

Dimensions in cm: W = width, H = height, PD = product depth, TD = total depth, BP = diameter/dimensions of base plate. Technical modifications and errors excepted.

¹ To EN 62087:2012. ² On the basis of four hours of operation per day, 365 days a year. Actual energy consumption depends on the purpose for which the TV is used.

³ Only in conjunction with a corresponding adapter, to be ordered separately. ⁴ Only in conjunction with VESA Size 200 adapter.

LOEWE.

Technical information

Loewe Art



Image+ (Image)	
Resolution (in pixels)	Ultra HD (3840 x 2160)
Display technology	LCD with E-LED-Backlight
Screen diagonal (in cm/inch) / Response time (in ms)	102 / 40 / 8
Brightness (in cd/m ²) / Viewing angle (horizontal/vertical)	350 / 178°
Contrast filter glass	—
Ultra HD Super Resolution Scaling / Image+ Active / 24 p motion picture display	● / ● / ●
3D technology / Active Glasses 3D	— / —
Video auto-dimming (VBD+) / Interior auto-dimming (OPC) / Home Mode	● / ● / ●
Digital+ (Television Standards)	
DVB-T2 / DVB-C2 / DVB-C / DVB-S2 / Multistandard (analogue) / Dual Channel	● / — / ● / ● / ● / ●
MPEG / MPEG2 / MPEG4 (H.264) / HEVC (H.265) / integrated HDTV reception ¹	● / ● / ● / ● / ●
DVB radio / Unicable (acc. EN 50494)	● / ●
Sound+ (Audio)	
Output in W (sine / music)	2 x 10 / 2 x 20
Acoustic speaker concept	Speaker Box
Integrated 5.1 AV-Receiver / Digital audio link	— / —
Dolby Digital Plus / DTS	● / —
Individual bass and treble control / Loudness	● / ●
Automatic Volume Control (AVC)	●
Audio out available: variable / fixed / Subwoofer	● / ● / ●
Assist+ (Operation)	
Assist Media user Interface / Home Screen (incl. favorites)	● / ●
Smart Assist App (Android/iOS) / Smart tv2move App (Android/iOS)	● / ● / ● / ●
Electronic Program Guide (SI-data)	●
MediaText (HbbTV) / Video text (Level 2.5)	● / ●
Menu languages ² / Context Related Help	● / ●
Parental Lock / Automatic turn-off / Timer	● / ● / ●
Instant Channel Zapping / Quick Start Mode	● / ●
Programme positions including AV and radio	6,000
Digital Link HD (CEC)	●
PIP (AV) ⁴ / Full PIP / Split screen TV: Video text	● / ● / ●
MediaUpdate (via USB / Internet)	● / ●
Media+ (Multimedia functions)	
DR+ / storage capacity in GB / USB recording (with DR+: USB-Archive)	— / — / ●
DR+ Streaming server / client / Follow-Me	— / ● / ●
Multi Recording / Mobile Recording	○ / ○
Foto player / Music player / Video player (via Home network and USB incl. Ultra HD)	● / ● / ●
Digital Media Renderer (incl. Ultra HD) / Bluetooth Music Player	● / ○
Internet Apps (MediaNet) / Internet Browser / Internet Radio (incl. search function)	● / ● / ●
Connectivity+ (Connectors)	
HDMI with HDCP	4 (1x UHD, 1x ARC)
LAN network connection / integrated WLAN	● / ●
Common Interface / CI Plus 1.3 certified ⁴	2 / ●
Home Control Interface (RS232) / IR Link ⁵ / Motor control	● / ● / —
Digital audio link (DAL) ⁶ / Digital Audio-Out (cinch)	— / ●
Analogue Audio-Out (L/R) / Headphone (jack 3.5 mm) / Center-In ⁷ (3.5 mm)	● / ● / ●
Micro-AV ⁷ (Component / Scart / VGA)	● / ● / ●
USB	3 (1x 3.0)
Environment	
EU energy efficiency class / Annual energy consumption (kWh) ⁸	B / 110
Power consumption in stand-by mode / off (in W)	0.38 / 0
Power consumption "ON" ⁹ (in W) / Peak luminance ratio in %	79.0 / 65
Mercury content in mg / contains lead ¹⁰	0.0 / traces
Miscellaneous	
Weight in kg	17.7
Power switch / Mains voltages	● / 220–240 V, 50 / 60 Hz
VDE-safety standard (inspection seal)	●

● = included/installed ○ = upgradeable/optional

¹ Reception of digital channels may be limited by individual regulations from the respective broadcaster/provider. UK models are Freeview HD compliant.

² D-GB-F-I-E-NL-CZ-GR-PL-H-FIN-SLO-SK-TR-S-DK-P-RUS-N

³ AV-PIP is only available in combination with DVB-T/C/S.

⁴ CI Plus is backwards compatible with CI.

Functionality is dependent on module availability from the supplier.

⁵ Only in conjunction with a corresponding adapter and selected devices (RC5, 36 kHz), to be ordered separately.

⁶ Loewe System 5.1 Out, Stereo Out, Subwoofer Out, Center In.

⁷ Only in conjunction with a corresponding adapter, to be ordered separately.

⁸ On the basis of four hours of operation per day, 365 days a year.

Actual energy consumption depends on the purpose for which the TV is used.

⁹ To EN 62087 : 2012.

¹⁰ Traces may occasionally be found in electronic components (in compliance with the recast European RoHS directive).