

# Loewe klang 1 subwoofer

## klang 1 subwoofer

W 24.1 / H 25.8 / PD 24.1






## Technical information

klang 1 subwoofer

General	
Principle	Active subwoofer, passive radiator
Nominal / music power (sine/max.)	150 W / 300 W
Frequency range	35 Hz – 250 Hz (-6 dB)
Features	
Power amps	Total output: 300 W 1 digital amplifier (class D) for subwoofer channel: 150 W (sinus). 2 digital amplifiers (class D) for connecting additional speakers: 75 W, 4 ohms each
Subwoofer Gain	● -6 dB / +6 dB
Phase switch	●
Sub-sonic filter	●
Bass equaliser	●
Stand-by switch	●
Signal recognitio	●
Digital Audiolink connector	● in / out
Speaker complement	1 woofer, 2 passive radiators
Connections	Gold-plated terminal screws
Cinch/Phono connections (Line In)	● Left / Right / Subwoofer
Accessories	
Digital Audiolink cable	●
Audio cable stereo jack – RCA	●
Fabric tube for cable guiding	●
Network cable	●
Miscellaneous	
Weight (approx.) in kg	6.8

## Housing

Colours

	Article no.	EAN Code
 Black	55201W10	4011880165860
 Graphite Grey	55201D00	4011880163125
 Light Grey	55201S00	4011880163132

Dimensions in cm: W = width, H = height, PD = product depth  
● = included/installed

**LOEWE.**